



SECURITIES AND EXCHANGE COMMISSION
Protecting Investors in the Capital Markets

GRZ Bonds Secondary Market Trade Summary Report

Date

Monday, 3 April 2023

K386.39M

Total Nominal Value

K260.06M

Total Market Value

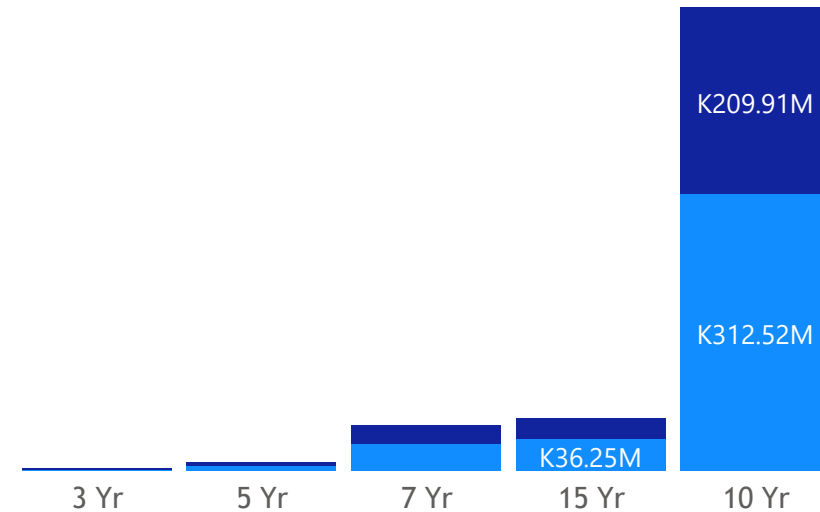
31

Number of Trades

Consideration and Nominal Value

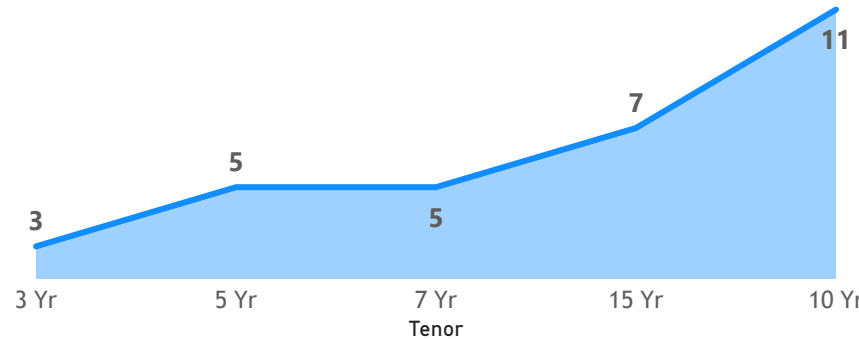
● Nominal Value ● Market Value

Nominal Value and Market Value



No. of Trades by Tenor

Number of trades



Average Price by Tenor (ZMW)

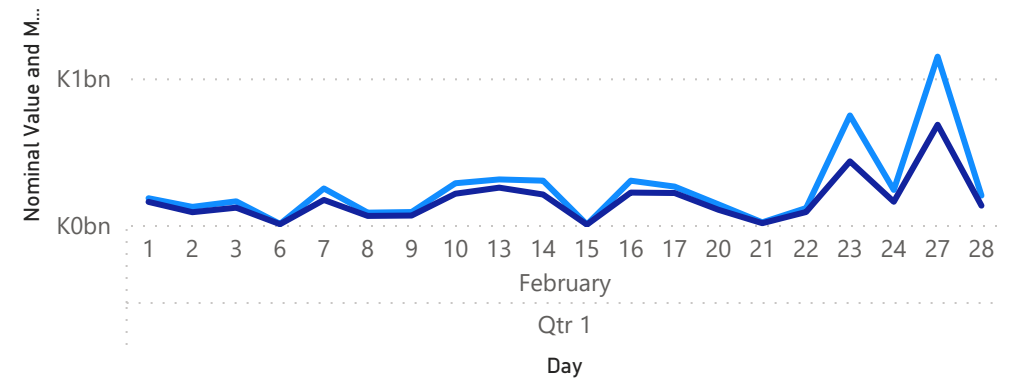
7 Yr	77.73
5 Yr	83.02
3 Yr	88.78
15 Yr	67.58
10 Yr	65.05

Average Yield by Tenor

7 Yr	22.01
5 Yr	22.26
3 Yr	21.08
15 Yr	23.89
10 Yr	25.52

February 2023 Activity

● Nominal Value ● Market Value



Disclaimer: This content is prepared from information received by the Commission through third-party reports. The content is indicative and intended for informational purposes only and shall not in any way be deemed to be investment advice, guidance or recommendation of the SEC. Users are responsible for making investment decisions and are advised to obtain independent professional advice before acting on or using this information.

GRZ Bonds Secondary Market Trade Summary Report

ISIN CODE	COUPON	ISSUE DATE	MATURITY DATE	AVERAGE YIELD	TRADE DATE/ VALUATION DATE	YEARS TO MATURITY	AVERAGE PRICE (ZMW)	NOMINAL VALUE	MARKET VALUE
ZM1000005570	13	27/12/2022	27/12/2032	27.75	03/04/2023	9	50.97	K2,754,000.00	K1,499,831.15
ZM1000004649	10	25/01/2021	25/01/2024	26.63	27/03/2023	0	90.16	K1,453,000.00	K1,309,988.20
ZM1000003120	14	05/12/2016	05/12/2031	26.37	24/03/2023	8	62.81	K33,000,000.00	K20,728,938.70
ZM1000004094	11	17/06/2019	17/06/2024	25.26	24/03/2023	1	88.75	K963,000.00	K854,693.90
ZM1000005612	14	23/01/2023	23/01/2038	25.01	21/03/2023	14	59.52	K86,000.00	K51,185.90
ZM1000004763	12	03/05/2021	03/05/2028	24.88	27/03/2023	5	68.67	K10,000,000.00	K6,867,431.64
ZM1000004730	12	22/03/2021	22/03/2028	24.75	30/03/2023	4	64.83	K13,573,000.00	K8,799,796.66
ZM1000003872	14	23/04/2018	23/04/2033	24.73	21/03/2023	10	66.51	K826,000.00	K549,360.72
ZM1000005406	14	22/08/2022	22/08/2037	24.70	21/03/2023	14	59.28	K1,012,000.00	K599,913.56
ZM1000005612	14	23/01/2023	23/01/2038	24.70	24/03/2023	14	60.45	K827,000.00	K499,905.93
ZM1000005570	13	27/12/2022	27/12/2032	24.67	06/03/2023	9	60.03	K1,249,000.00	K749,819.40
ZM1000002999	13	29/08/2016	29/08/2026	24.13	24/03/2023	3	76.02	K25,000,000.00	K19,004,123.63
ZM1000004656	11	25/01/2021	25/01/2026	22.75	03/04/2023	2	77.53	K2,444,000.00	K1,920,394.74
ZM1000004136	12	26/08/2019	26/08/2026	21.31	03/04/2023	3	79.53	K6,722,000.00	K5,356,225.49
ZM1000004656	11	25/01/2021	25/01/2026	21.03	21/03/2023	2	81.00	K1,481,000.00	K1,199,645.93
ZM1000004334	11	27/04/2020	27/04/2025	19.53	21/03/2023	2	90.30	K387,000.00	K349,465.74
ZM1000005182	10	23/03/2022	23/03/2025	18.70	21/03/2023	2	86.05	K58,000.00	K49,908.04
ZM1000004946	10	20/09/2021	20/09/2024	17.90	21/03/2023	1	90.12	K277,000.00	K249,632.81
ZM1000003245	12	05/07/2017	05/07/2024	17.80	21/03/2023	1	96.09	K260,000.00	K249,837.21
ZM1000002304	14	26/05/2009	22/05/2024	17.00	03/04/2023	1	97.95	K500,000.00	K516,859.50