



**SECURITIES AND EXCHANGE COMMISSION**  
Protecting Investors in the Capital Markets

# GRZ Bonds Secondary Market Trade Summary Report

Date

Wednesday, 29 March 2023

**K125.96M**

Total Nominal Value

**K81.79M**

Total Market Value

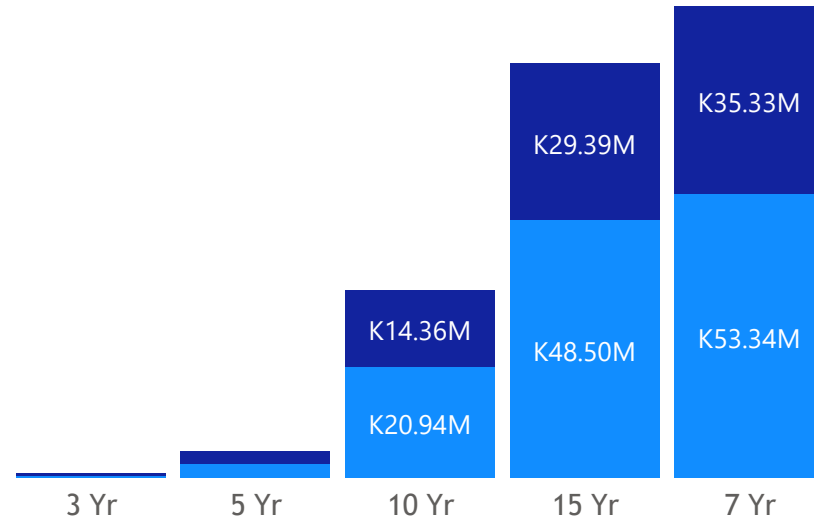
**34**

Number of Trades

## Consideration and Nominal Value

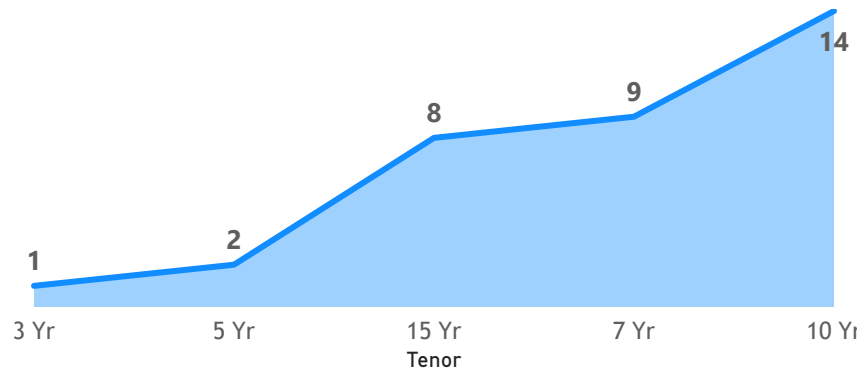
● Nominal Value ● Market Value

Nominal Value and Market Value



## No. of Trades by Tenor

Number of trades



## Average Price by Tenor (ZMW)

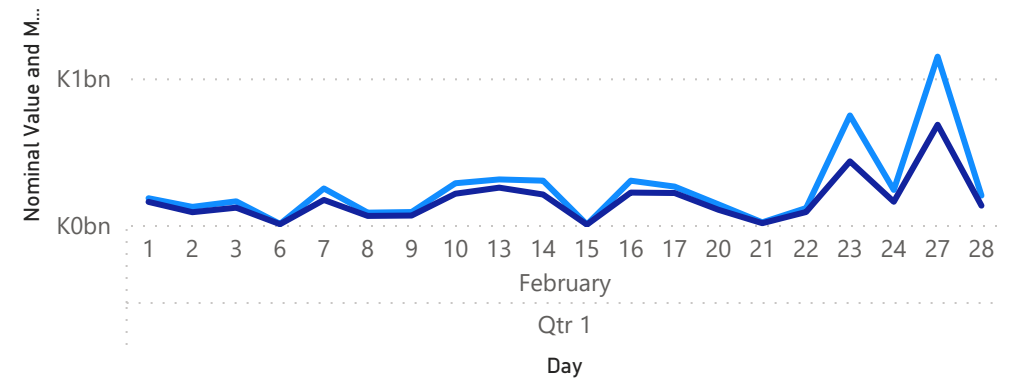
7 Yr	69.46
5 Yr	79.88
3 Yr	101.29
15 Yr	59.70
10 Yr	67.72

## Average Yield by Tenor

7 Yr	23.19
5 Yr	26.23
3 Yr	9.25
15 Yr	25.84
10 Yr	23.67

## February 2023 Activity

● Nominal Value ● Market Value



Disclaimer: This content is prepared from information received by the Commission through third-party reports. The content is indicative and intended for informational purposes only and shall not in any way be deemed to be investment advice, guidance or recommendation of the SEC. Users are responsible for making investment decisions and are advised to obtain independent professional advice before acting on or using this information.

# GRZ Bonds Secondary Market Trade Summary Report

ISIN CODE	COUPON	ISSUE DATE	MATURITY DATE	AVERAGE YIELD	TRADE DATE/ VALUATION DATE	YEARS TO MATURITY	AVERAGE PRICE (ZMW)	NOMINAL VALUE	MARKET VALUE
ZM1000005612	14	23/01/2023	23/01/2038	28.00	29/03/2023	14	53.60	K10,000,000.00	K5,360,493.15
ZM1000005109	14	27/12/2021	27/12/2036	27.75	29/03/2023	13	51.73	K140,000.00	K77,627.06
ZM1000004656	11	25/01/2021	25/01/2026	27.21	22/03/2023	2	71.09	K956,000.00	K679,577.05
ZM1000003062	14	21/11/2016	21/11/2031	27.00	29/03/2023	8	57.16	K33,729,000.00	K20,999,844.05
ZM1000004094	11	17/06/2019	17/06/2024	25.24	22/03/2023	1	88.66	K1,781,000.00	K1,578,956.87
ZM1000003351	13	18/12/2017	18/12/2027	25.00	22/03/2023	4	71.18	K14,155,000.00	K10,074,980.84
ZM1000005406	14	22/08/2022	22/08/2037	24.91	29/03/2023	14	59.18	K1,273,000.00	K749,517.74
ZM1000004763	12	03/05/2021	03/05/2028	24.90	21/03/2023	5	68.32	K10,000,000.00	K6,831,963.97
ZM1000005570	13	27/12/2022	27/12/2032	24.77	03/09/2023	9	59.99	K250,000.00	K149,979.12
ZM1000003872	14	23/04/2018	23/04/2033	24.73	22/03/2023	10	66.64	K2,250,000.00	K1,499,313.20
ZM1000005570	13	27/12/2022	27/12/2032	24.67	03/07/2023	9	60.19	K1,661,000.00	K999,703.12
ZM1000005570	13	27/12/2022	27/12/2032	24.67	03/10/2023	9	60.26	K663,000.00	K399,547.61
ZM1000005570	13	27/12/2022	27/12/2032	24.67	29/03/2023	9	60.96	K3,116,000.00	K1,899,480.17
ZM1000004805	14	31/05/2021	31/05/2036	24.66	29/03/2023	13	63.46	K1,103,000.00	K699,947.65
ZM1000004136	12	26/08/2019	26/08/2026	24.50	29/03/2023	3	73.36	K7,500,000.00	K5,502,177.12
ZM1000004730	12	22/03/2021	22/03/2028	23.28	29/03/2023	5	68.21	K20,568,648.00	K13,310,148.55
ZM1000003997	13	17/12/2018	17/12/2028	22.40	29/03/2023	5	74.18	K757,446.00	K572,121.70
ZM1000003351	13	18/12/2017	18/12/2027	22.00	29/03/2023	4	77.93	K336,722.00	K263,039.94
ZM1000005034	12	29/11/2021	29/11/2028	21.50	29/03/2023	5	73.69	K271,590.00	K199,980.56
ZM1000004482	10	24/08/2020	24/08/2023	9.25	29/03/2023	0	101.29	K450,000.00	K455,790.11