



SECURITIES AND EXCHANGE COMMISSION
Protecting Investors in the Capital Markets

GRZ Bonds Secondary Market Trade Summary Report

Date

< Tuesday, 28 March 2023 >

K264.39M

Total Nominal Value

K198.32M

Total Market Value

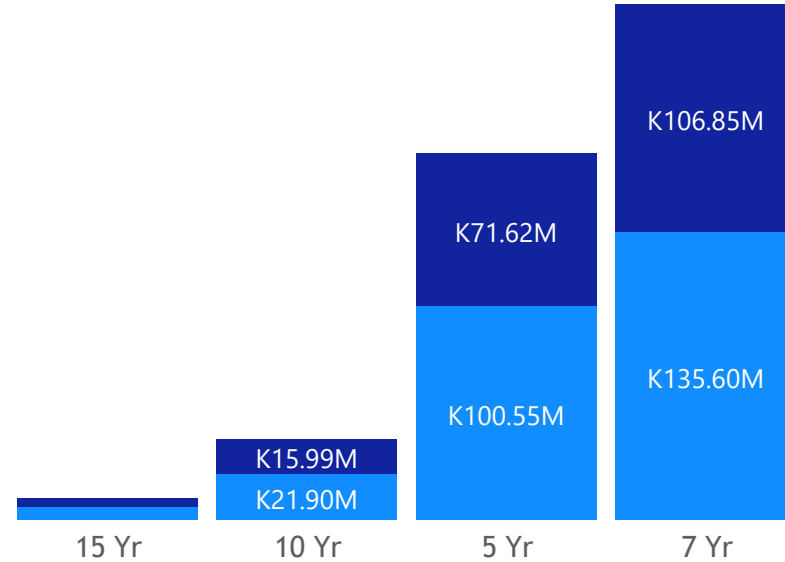
31

Number of Trades

Consideration and Nominal Value

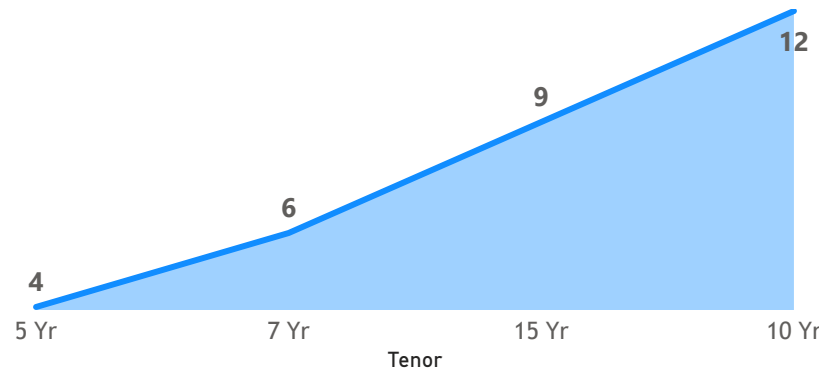
● Nominal Value ● Market Value

Nominal Value and Market Value



No. of Trades by Tenor

Number of trades



Average Price by Tenor (ZMW)

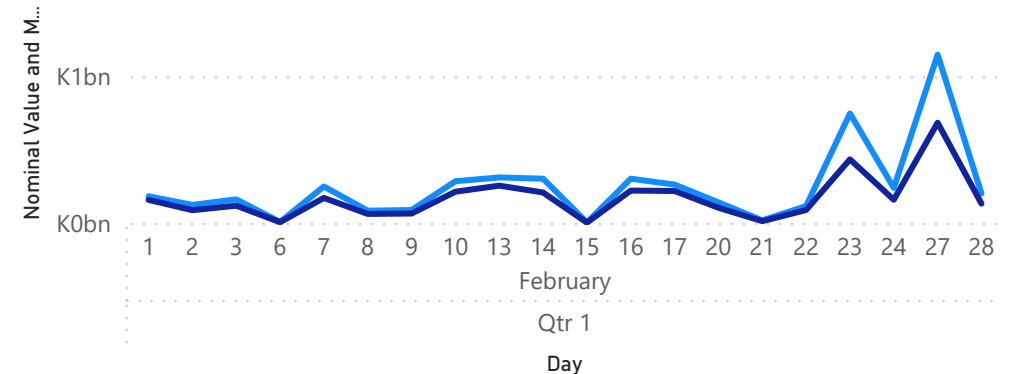
7 Yr	73.77
5 Yr	80.79
15 Yr	64.03
10 Yr	63.33

Average Yield by Tenor

7 Yr	22.48
5 Yr	17.81
15 Yr	25.52
10 Yr	25.04

February 2023 Activity

● Nominal Value ● Market Value



Disclaimer: This content is prepared from information received by the Commission through third-party reports. The content is indicative and intended for informational purposes only and shall not in any way be deemed to be investment advice, guidance or recommendation of the SEC. Users are responsible for making investment decisions and are advised to obtain independent professional advice before acting on or using this information.

GRZ Bonds Secondary Market Trade Summary Report

ISIN CODE	COUPON	ISSUE DATE	MATURITY DATE	AVERAGE YIELD	TRADE DATE/ VALUATION DATE	YEARS TO MATURITY	AVERAGE PRICE (ZMW)	NOMINAL VALUE	MARKET VALUE
ZM1000005216	13	23/03/2022	23/03/2032	27.50	28/03/2023	9	52.75	K64,000.00	K33,754.46
ZM1000005331	13	27/06/2022	27/06/2032	27.50	28/03/2023	9	55.32	K70,000.00	K38,710.16
ZM1000004805	14	31/05/2021	31/05/2036	27.00	28/03/2023	13	55.76	K680,000.00	K394,815.76
ZM1000005406	14	22/08/2022	22/08/2037	27.00	28/03/2023	14	53.72	K3,682,000.00	K2,003,557.42
ZM1000005570	13	27/12/2022	27/12/2032	26.56	28/03/2023	9	56.77	K400,000.00	K238,955.57
ZM1000005612	14	23/01/2023	23/01/2038	26.25	28/03/2023	14	57.01	K350,000.00	K199,523.12
ZM1000003872	14	23/04/2018	23/04/2033	24.73	28/03/2023	10	66.81	K523,000.00	K349,398.67
ZM1000004730	12	22/03/2021	22/03/2028	24.00	27/03/2023	5	66.43	K2,520,000.00	K1,673,396.27
ZM1000001512	14	22/08/2011	18/08/2026	23.00	28/03/2023	3	83.36	K1,100,000.00	K917,665.50
ZM1000003997	13	17/12/2018	17/12/2028	22.17	28/03/2023	5	74.70	K21,370,000.00	K15,675,226.38
ZM1000004656	11	25/01/2021	25/01/2026	20.54	28/03/2023	2	82.19	K243,000.00	K199,713.54
ZM1000003161	12	27/02/2017	27/02/2024	17.50	28/03/2023	0	95.50	K29,000,000.00	K28,001,197.89
ZM1000004094	11	17/06/2019	17/06/2024	15.07	28/03/2023	1	98.71	K303,000.00	K299,089.91