



SECURITIES AND EXCHANGE COMMISSION
Protecting Investors in the Capital Markets

GRZ Bonds Secondary Market Trade Summary Report

Consideration and Nominal Value

● Nominal Value ● Market Value

Date

Tuesday, 28 February 2023

K200.69M

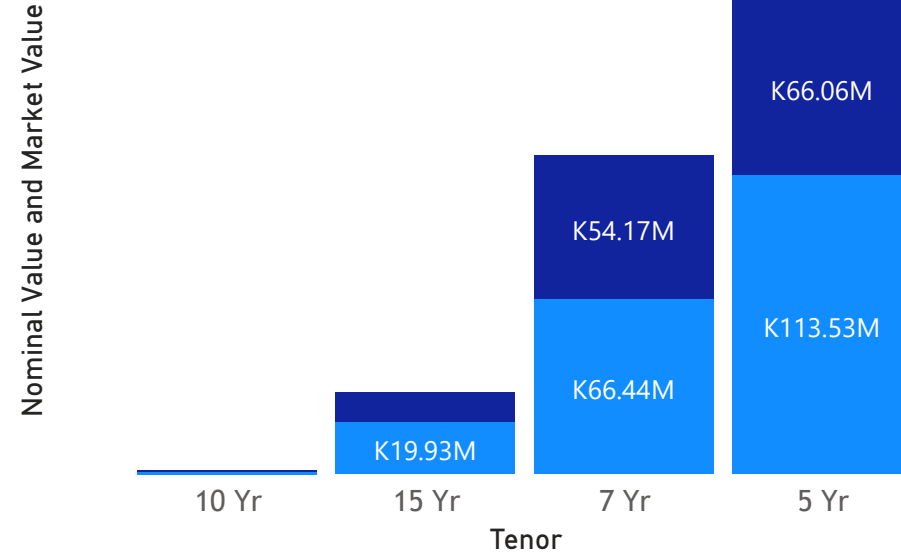
Total Nominal Value

K131.98M

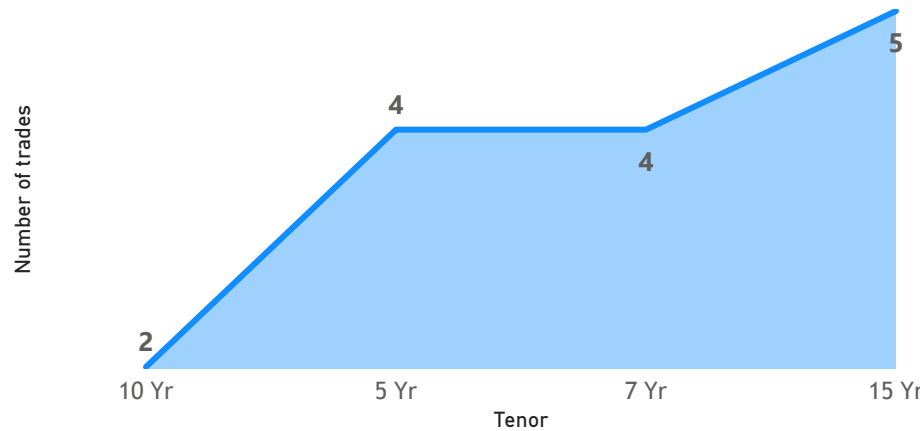
Total Market Value

15

Number of Trades



No. of Trades by Tenor



Average Price by Tenor (ZMW)

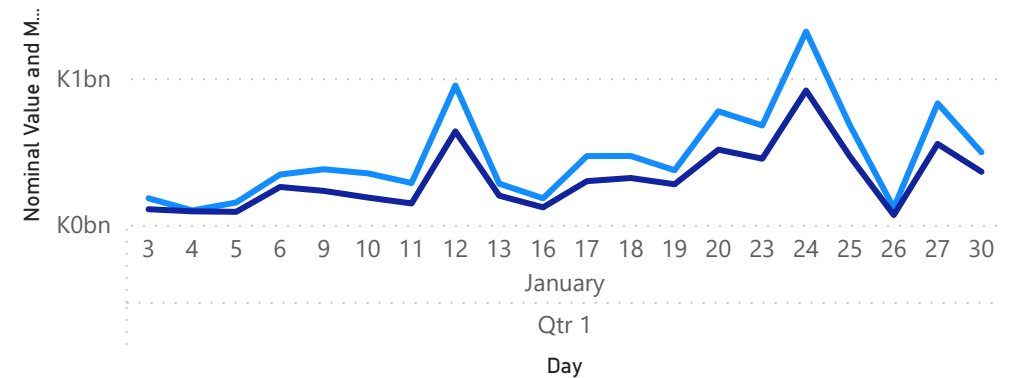
- 5 Yr: 74.11
- 10 Yr: 71.96
- 7 Yr: 70.83
- 15 Yr: 61.34

Average Yield by Tenor

- 15 Yr: 25.30
- 7 Yr: 23.62
- 10 Yr: 22.97
- 5 Yr: 21.86

January 2023 Activity

● Nominal Value ● Market Value



Disclaimer: This content is prepared from information received by the Commission through third-party reports. The content is indicative and intended for informational purposes only and shall not in any way be deemed to be investment advice, guidance or recommendation of the SEC. Users are responsible for making investment decisions and are advised to obtain independent professional advice before acting on or using this information.

GRZ Bonds Secondary Market Trade Summary Report



ISIN	Coupon Rate	Issue Date	Maturity Date	Average Yield to Maturity	Years to maturity	Trade Date	Average Trade Price	Total Nominal Value	Total Market Value
ZM1000002999	13	29/08/2016	29/08/2026	21.26	3	28/02/2023	84.14	K62,000	K49,867.25
ZM1000003872	15	23/04/2018	23/04/2033	24.74	9	28/02/2023	65.61	K3,326,000	K2,182,436.71
ZM1000003898	12	04/07/2018	04/07/2025	20.18	2	03/03/2023	85.26	K45,000,000	K39,226,072.19
ZM1000004656	11	25/01/2021	25/01/2026	23.19	2	02/03/2023	75.18	K1,311,000	K999,890.52
ZM1000004656	13	25/01/2021	25/01/2026	21.19	3	28/02/2023	82.96	K12,221,000	K9,724,974.7
ZM1000004730	11	22/03/2021	22/03/2028	24.70	5	28/02/2023	69.71	K10,000,000	K6,970,612.74
ZM1000004730	12	22/03/2021	22/03/2028	24.90	5	02/03/2023	63.95	K1,444,000	K999,932.46
ZM1000004730	12	22/03/2021	22/03/2028	24.70	5	03/03/2023	64.38	K10,000,000	K6,970,612.74
ZM1000005406	14	21/11/2016	22/08/2037	25.01	14	28/02/2023	62.42	K865,000	K499,565.23
ZM1000005570	10	27/12/2022	27/12/2032	24.67	8	28/02/2023	59.77	K724,000	K432,708.31
ZM1000005612	10	23/01/2023	23/01/2038	26.01	15	28/02/2023	56.54	K15,739,000	K8,590,413.55