



SECURITIES AND EXCHANGE COMMISSION
Protecting Investors in the Capital Markets

GRZ Bonds Secondary Market Trade Summary Report

Date

< Monday, 27 March 2023 >

K179.18M

Total Nominal Value

K119.86M

Total Market Value

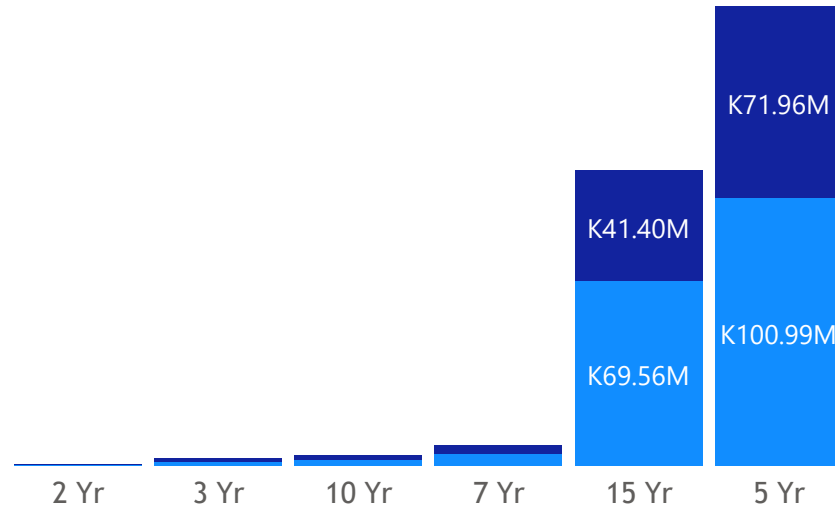
23

Number of Trades

Consideration and Nominal Value

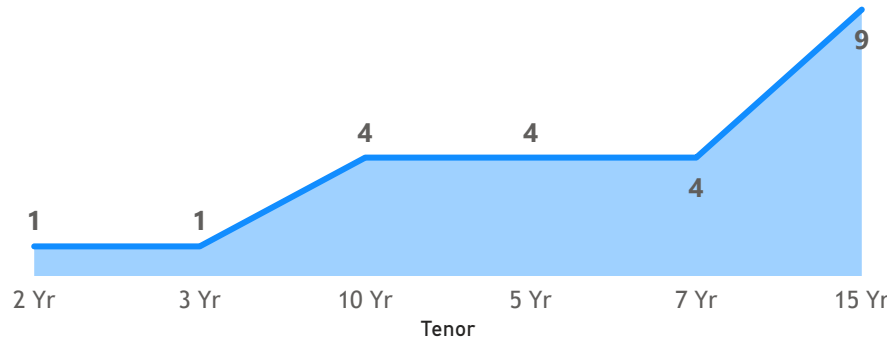
● Nominal Value ● Market Value

Nominal Value and Market Value



No. of Trades by Tenor

Number of trades



Average Price by Tenor (ZMW)

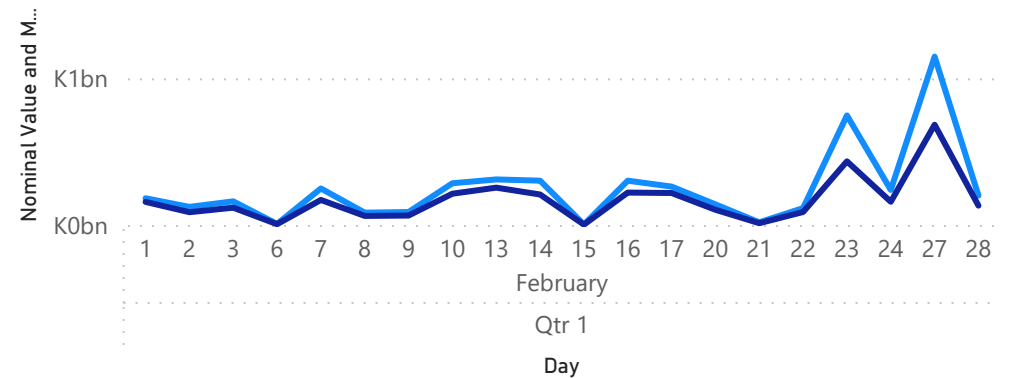
7 Yr	77.05
5 Yr	75.72
3 Yr	90.16
2 Yr	97.97
15 Yr	62.83
10 Yr	68.60

Average Yield by Tenor

7 Yr	20.74
5 Yr	25.23
3 Yr	26.46
2 Yr	14.00
15 Yr	24.73
10 Yr	24.11

February 2023 Activity

● Nominal Value ● Market Value



Disclaimer: This content is prepared from information received by the Commission through third-party reports. The content is indicative and intended for informational purposes only and shall not in any way be deemed to be investment advice, guidance or recommendation of the SEC. Users are responsible for making investment decisions and are advised to obtain independent professional advice before acting on or using this information.

GRZ Bonds Secondary Market Trade Summary Report

ISIN CODE	COUPON	ISSUE DATE	MATURITY DATE	AVERAGE YIELD	TRADE DATE/ VALUATION DATE	YEARS TO MATURITY	AVERAGE PRICE (ZMW)	NOMINAL VALUE	MARKET VALUE
ZM1000005091	13	27/12/2021	27/12/2031	27.00	27/03/2023	8	56.99	K87,766.00	K49,999.42
ZM1000004649	10	25/01/2021	25/01/2024	26.46	27/03/2023	0	90.16	K1,453,000.00	K1,309,988.20
ZM1000004094	11	17/06/2019	17/06/2024	25.23	20/03/2023	1	88.49	K764,000.00	K676,076.13
ZM1000003872	14	23/04/2018	23/04/2033	24.73	27/03/2023	10	66.76	K5,889,000.00	K3,931,730.06
ZM1000004805	14	31/05/2021	31/05/2036	24.71	27/03/2023	13	63.18	K527,000.00	K332,934.89
ZM1000005570	13	27/12/2022	27/12/2032	24.67	27/03/2023	9	60.80	K1,644,000.00	K999,613.13
ZM1000004136	12	26/08/2019	26/08/2026	20.74	27/03/2023	3	80.37	K1,716,000.00	K1,379,085.97
ZM1000002197	13	27/05/2014	24/05/2024	17.75	27/03/2023	1	99.62	K501,000.00	K499,077.41
ZM1000004938	9	20/09/2021	20/09/2023	14.00	27/03/2023	0	97.97	K324,700.00	K318,108.98