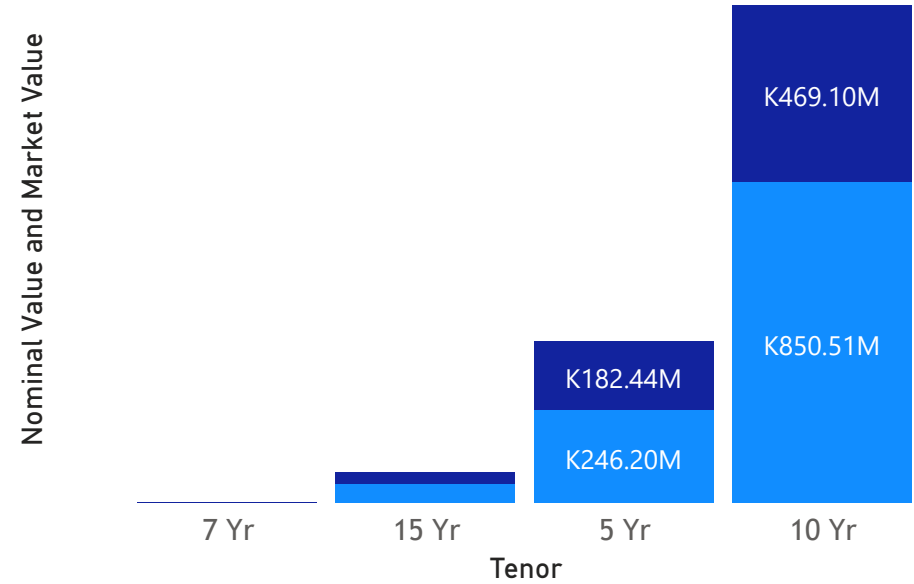




GRZ Bonds Secondary Market Trade Summary Report

Consideration and Nominal Value

● Nominal Value ● Market Value



Average Price by Tenor (ZMW)

- 5 Yr: 78.15
- 7 Yr: 73.81
- 15 Yr: 66.53
- 10 Yr: 56.90

Average Yield by Tenor

- 10 Yr: 25.36
- 15 Yr: 24.75
- 5 Yr: 23.49
- 7 Yr: 22.65

Date

Monday, 27 February 2023

K1.15bn

Total Nominal Value

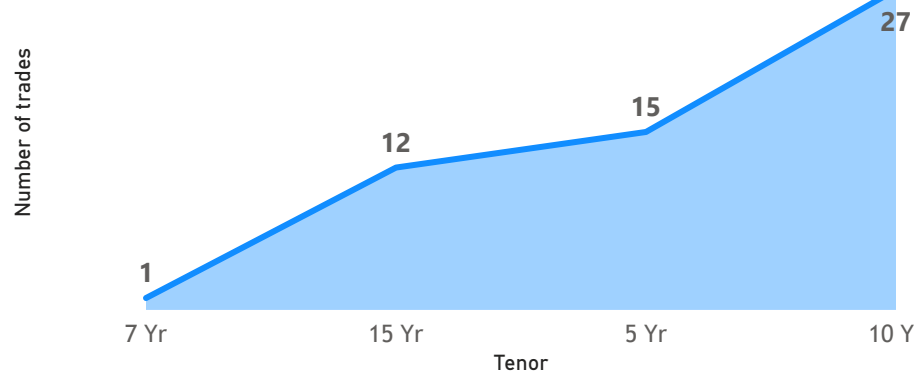
K683.52M

Total Market Value

55

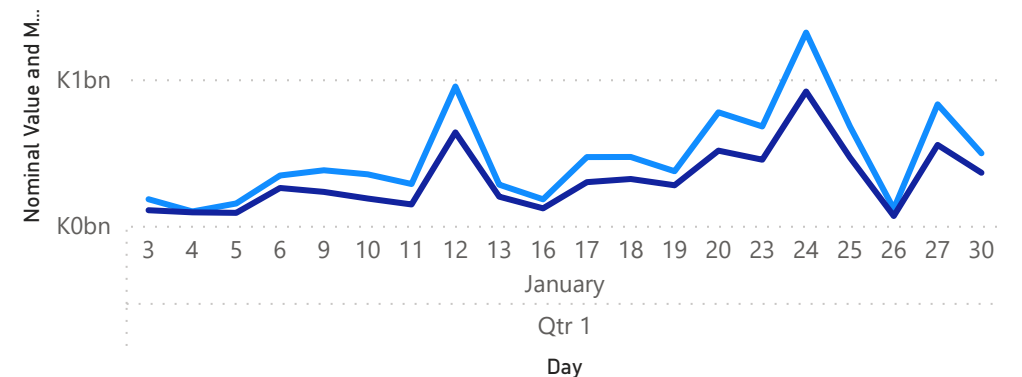
Number of Trades

No. of Trades by Tenor



January 2023 Activity

● Nominal Value ● Market Value



Disclaimer: This content is prepared from information received by the Commission through third-party reports. The content is indicative and intended for informational purposes only and shall not in any way be deemed to be investment advice, guidance or recommendation of the SEC. Users are responsible for making investment decisions and are advised to obtain independent professional advice before acting on or using this information.

GRZ Bonds Secondary Market Trade Summary Report



ISIN	Coupon Rate	Issue Date	Maturity Date	Average Yield to Maturity	Years to maturity	Trade Date	Average Trade Price	Total Nominal Value	Total Market Value
ZM1000001140	15	22/11/2010	18/11/2025	17.50	2	27/02/2023	98.96	K3,032,769.06	K3,000,000.02
ZM1000002999	13	01/03/2016	29/08/2026	21.75	3	20/02/2023	85.57	K876,000	K749,593.78
ZM1000003252	14	07/05/2017	07/05/2032	26.95	9	27/02/2023	58.62	K11,774,200	K7,082,312.98
ZM1000003872	15	23/04/2018	23/04/2033	25.57	9	27/02/2023	63.67	K31,147,000	K18,710,880.79
ZM1000004334	14	27/04/2020	27/04/2025	25.69	2	27/02/2023	80.50	K570,000	K458,864.21
ZM1000004656	11	22/01/2021	25/01/2026	21.29	3	23/02/2023	79.26	K630,000	K499,325.28
ZM1000004730	12	22/03/2021	22/03/2028	22.65	6	20/02/2023	73.81	K1,016,000	K749,915.4
ZM1000004979	11	20/09/2021	20/09/2031	28.80	8	27/02/2023	56.39	K258,000	K145,474.7
ZM1000005091	13	27/12/2021	27/12/2031	26.25	8	27/02/2023	57.48	K6,000,000	K3,448,048.1
ZM1000005463	12	19/09/2022	19/09/2037	26.70	14	27/02/2023	59.92	K70,000	K41,943.98
ZM1000005570	10	27/12/2022	27/12/2032	24.67	8	27/02/2023	59.73	K669,000	K399,582.07
ZM1000005570	13	27/12/2022	27/12/2032	24.90	6	20/02/2023	58.93	K2,708,000	K1,599,342.48
ZM1000005612	13	01/03/2023	25/01/2038	25.42	15	20/02/2023	57.48	K4,179,000	K2,399,251.19