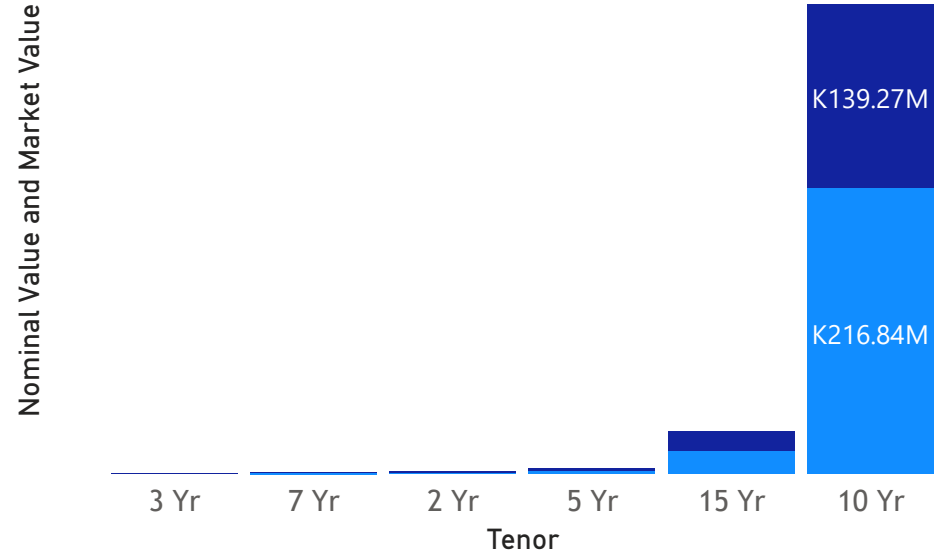




GRZ Bonds Secondary Market Trade Summary Report

Consideration and Nominal Value

● Nominal Value ● Market Value



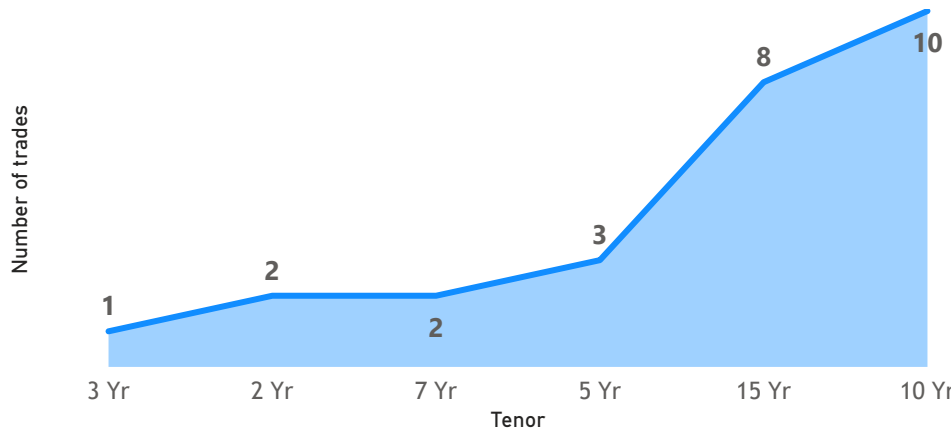
Average Price by Tenor (ZMW)

- 2 Yr: 103.46
- 5 Yr: 93.23
- 3 Yr: 86.38
- 15 Yr: 72.96
- 7 Yr: 68.55
- 10 Yr: 59.08

Average Yield by Tenor

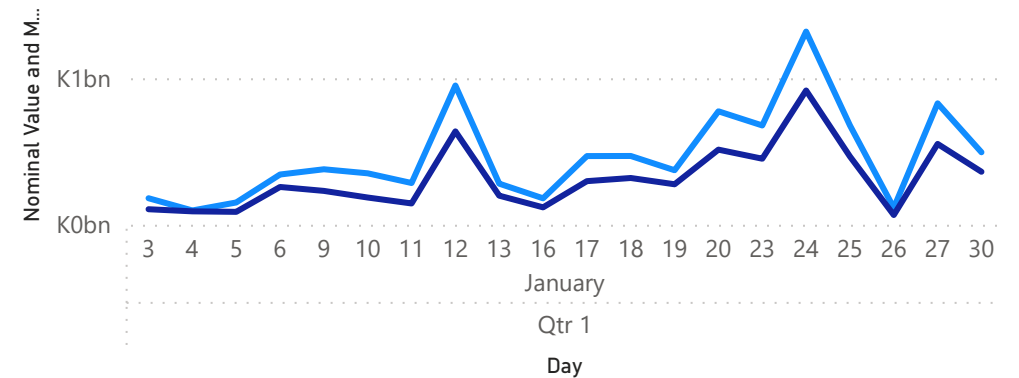
- 10 Yr: 26.65
- 7 Yr: 23.97
- 15 Yr: 23.45
- 3 Yr: 20.54
- 5 Yr: 17.54
- 2 Yr: 16.00

No. of Trades by Tenor



January 2023 Activity

● Nominal Value ● Market Value



K239.13M

Total Nominal Value

K158.44M

Total Market Value

26

Number of Trades

Disclaimer: This content is prepared from information received by the Commission through third-party reports. The content is indicative and intended for informational purposes only and shall not in any way be deemed to be investment advice, guidance or recommendation of the SEC. Users are responsible for making investment decisions and are advised to obtain independent professional advice before acting on or using this information.

ISIN	Coupon Rate	Issue Date	Maturity Date	Average Yield to Maturity	Years to maturity	Trade Date	Average Trade Price	Total Nominal Value	Total Market Value
ZM1000000779	15	22/02/2010	18/02/2025	19.15	2	10/02/2023	93.45	K10,700,000	K9,999,600.27
ZM1000000779	15	22/02/2010	18/02/2025	21.50	2	24/02/2023	90.22	K2,001,208	K1,807,174.12
ZM1000003872	15	23/04/2018	23/04/2033	24.73	9	24/02/2023	65.54	K3,049,000	K1,998,269.59
ZM1000004094	13	17/06/2019	17/06/2024	17.83	1	24/02/2023	94.55	K2,115,000	K1,999,799.59
ZM1000004334	11	27/04/2020	27/04/2025	17.40	2	24/02/2023	92.57	K39,696	K36,738.46
ZM1000004722	9	22/03/2021	22/03/2023	16.00	1	24/02/2023	103.46	K1,180,000	K1,220,765.46
ZM1000004730	11	22/03/2021	22/03/2028	23.22	5	24/02/2023	72.79	K151,000	K109,916.08
ZM1000004730	12	22/03/2021	22/03/2028	24.71	5	27/02/2023	64.30	K719,000	K499,701.41
ZM1000004946	10	20/09/2021	20/09/2024	20.54	1	24/02/2023	86.38	K500,000	K453,429.5
ZM1000004979	11	20/09/2021	20/09/2031	26.75	8	24/02/2023	60.32	K215,000	K129,679.83
ZM1000005331	14	27/06/2022	27/06/2032	25.50	9	24/02/2023	58.39	K85,000	K49,631.76
ZM1000005406	14	22/08/2022	22/08/2037	25.38	14	23/02/2023	56.60	K1,766,000	K999,519.61
ZM1000005570	13	01/12/2022	27/12/2032	27.00	9	24/02/2023	52.35	K3,700,000	K2,018,513.32
ZM1000005570	14	19/09/2022	27/12/2032	27.00	9	27/02/2023	52.35	K1,850,000	K1,009,256.75
ZM1000005612	10	23/01/2023	23/01/2038	25.91	15	24/02/2023	56.60	K70,000	K39,619.21