



**SECURITIES AND EXCHANGE COMMISSION**  
Protecting Investors in the Capital Markets

# GRZ Bonds Secondary Market Trade Summary Report

Date

Thursday, 23 March 2023

**K120.83M**

Total Nominal Value

**K83.70M**

Total Market Value

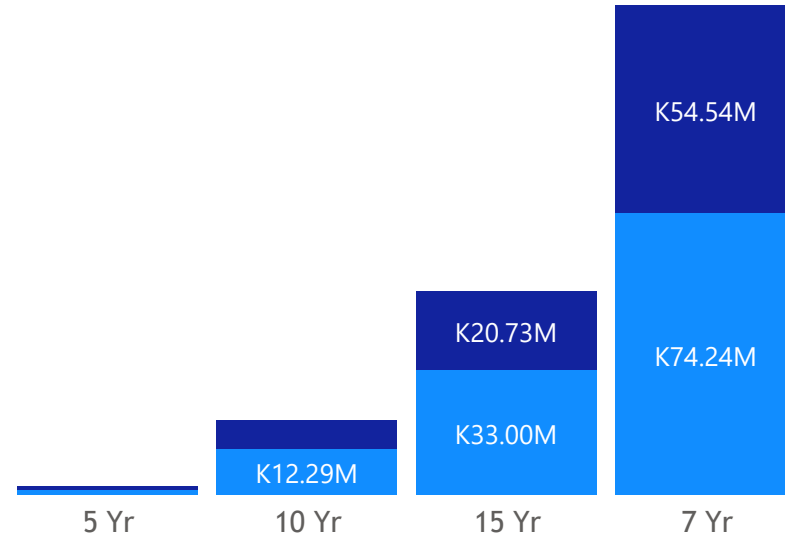
**25**

Number of Trades

## Consideration and Nominal Value

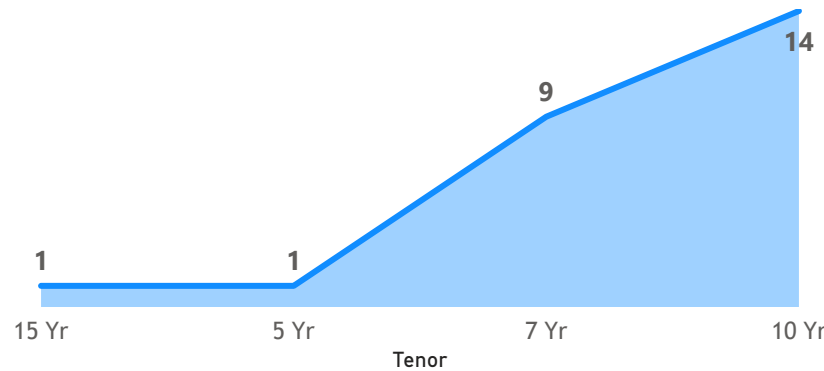
● Nominal Value ● Market Value

Nominal Value and Market Value



## No. of Trades by Tenor

Number of trades



## Average Price by Tenor (ZMW)

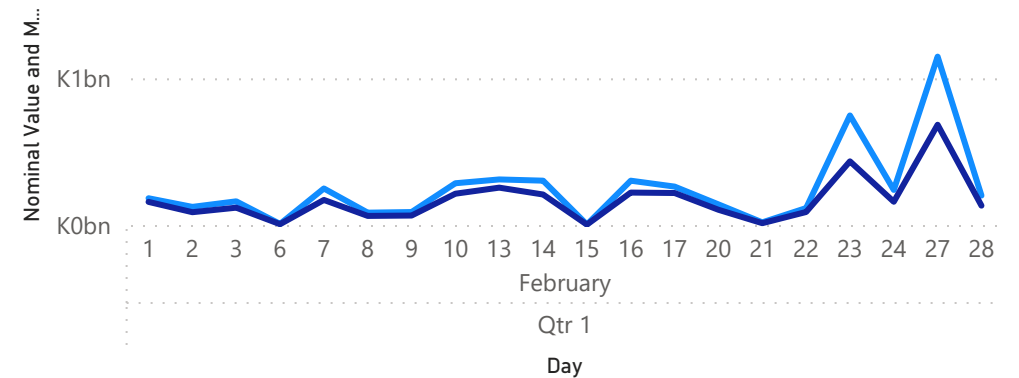
7 Yr	72.13
5 Yr	75.12
15 Yr	62.81
10 Yr	60.52

## Average Yield by Tenor

7 Yr	23.38
5 Yr	23.50
10 Yr	25.03

## February 2023 Activity

● Nominal Value ● Market Value



Disclaimer: This content is prepared from information received by the Commission through third-party reports. The content is indicative and intended for informational purposes only and shall not in any way be deemed to be investment advice, guidance or recommendation of the SEC. Users are responsible for making investment decisions and are advised to obtain independent professional advice before acting on or using this information.

# GRZ Bonds Secondary Market Trade Summary Report

ISIN CODE	COUPON	ISSUE DATE	MATURITY DATE	AVERAGE YIELD	TRADE DATE/ VALUATION DATE	YEARS TO MATURITY	AVERAGE PRICE (ZMW)	NOMINAL VALUE	MARKET VALUE
ZM1000005091	13	27/12/2021	27/12/2031	25.25	23/03/2023	8	60.75	K7,270,030.00	K4,399,963.42
ZM1000005570	13	27/12/2022	27/12/2032	25.00	14/03/2023	9	59.54	K302,000.00	K179,802.18
ZM1000005570	13	27/12/2022	27/12/2032	24.67	03/07/2023	9	60.19	K1,661,000.00	K999,703.12
ZM1000005570	13	27/12/2022	27/12/2032	24.67	03/10/2023	9	60.26	K414,000.00	K249,491.27
ZM1000005570	13	27/12/2022	27/12/2032	24.67	16/03/2023	9	60.43	K2,647,000.00	K1,599,567.71
ZM1000004797	12	31/05/2021	31/05/2028	24.30	23/03/2023	5	68.59	K10,704,668.00	K7,354,917.32
ZM1000004656	11	25/01/2021	25/01/2026	23.50	23/03/2023	2	75.12	K1,297,000.00	K999,304.35
ZM1000004193	12	02/12/2019	02/12/2026	23.50	03/02/2023	3	75.41	K50,000,000.00	K37,704,343.84
ZM1000004730	12	22/03/2021	22/03/2028	22.71	17/03/2023	5	74.82	K1,204,000.00	K899,493.67
ZM1000004730	12	22/03/2021	22/03/2028	22.60	20/03/2023	5	75.02	K999,000.00	K749,416.07
ZM1000004730	12	22/03/2021	22/03/2028	22.59	16/03/2023	5	75.04	K1,332,000.00	K999,523.64