



# GRZ Bonds Secondary Market Trade Summary Report

## Consideration and Nominal Value

● Nominal Value ● Market Value

**SECURITIES AND EXCHANGE COMMISSION**  
Protecting Investors in the Capital Markets

Date

Thursday, 23 February 2023

**K746.87M**

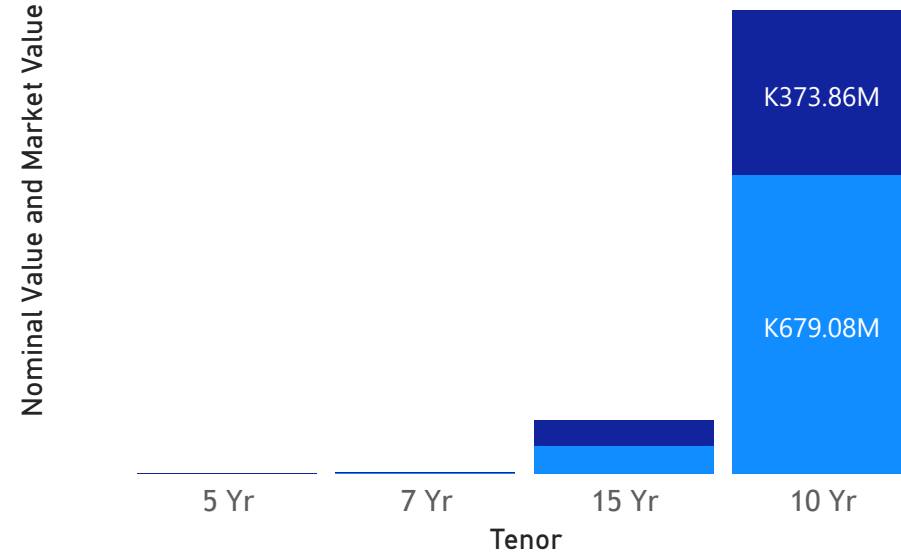
Total Nominal Value

**K433.94M**

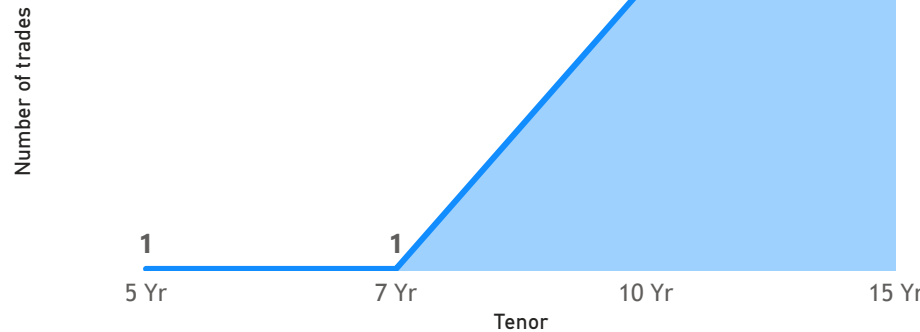
Total Market Value

**13**

Number of Trades



## No. of Trades by Tenor



## Average Price by Tenor (ZMW)

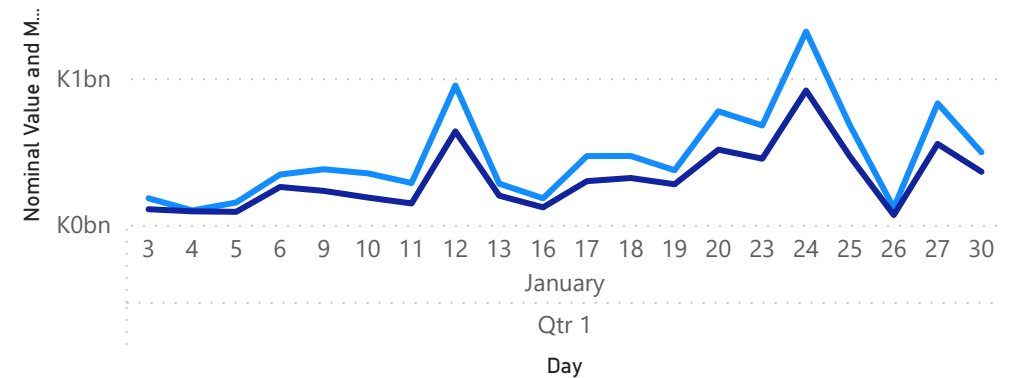
5 Yr: 87.67  
15 Yr: 78.10  
7 Yr: 73.22  
10 Yr: 60.20

## Average Yield by Tenor

15 Yr: 23.31  
7 Yr: 22.89  
10 Yr: 21.81  
5 Yr: 18.00

## January 2023 Activity

● Nominal Value ● Market Value



Disclaimer: This content is prepared from information received by the Commission through third-party reports. The content is indicative and intended for informational purposes only and shall not in any way be deemed to be investment advice, guidance or recommendation of the SEC. Users are responsible for making investment decisions and are advised to obtain independent professional advice before acting on or using this information.

# GRZ Bonds Secondary Market Trade Summary Report

Thursday 23rd February  
2023



ISIN	Coupon Rate	Issue Date	Maturity Date	Average Yield to Maturity	Years to maturity	Trade Date	Average Trade Price	Total Nominal Value	Total Market Value
ZM1000001140	15	22/11/2010	18/11/2025	20.00	2	23/02/2023	94.03	K4,256,284	K3,999,999.56
ZM1000003112	13	01/05/2016	12/05/2031	21.81	9	17/02/2023	80.78	K74,000	K59,779.21
ZM1000004433	11	27/07/2020	24/07/2025	18.00	2	23/02/2023	87.67	K855,000	K749,549.83
ZM1000004730	12	22/03/2021	22/03/2028	22.89	6	17/02/2023	73.22	K2,048,000	K1,499,623.63
ZM1000005406	14	22/08/2022	22/08/2037	25.15	14	17/02/2023	64.11	K3,041,000	K1,949,498.15
ZM1000005406	14	22/08/2022	22/08/2037	25.15	14	22/02/2023	64.11	K7,019,000	K4,499,680.21
ZM1000005406	14	22/08/2022	22/08/2037	26.26	14	23/02/2023	54.78	K4,563,000	K2,499,607.56