

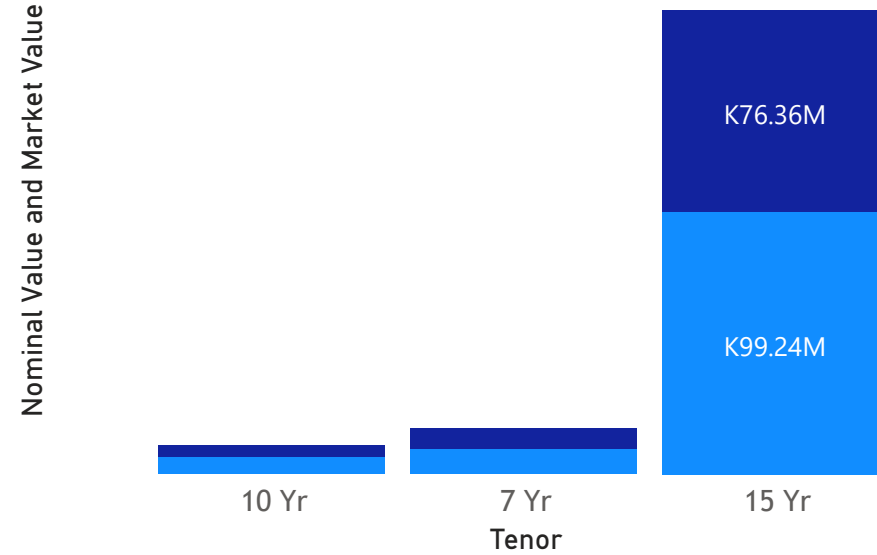


SECURITIES AND EXCHANGE COMMISSION
Protecting Investors in the Capital Markets

GRZ Bonds Secondary Market Trade Summary Report

Consideration and Nominal Value

● Nominal Value ● Market Value



Average Price by Tenor (ZMW)

10 Yr
80.22

7 Yr
79.11

15 Yr
66.06

Average Yield by Tenor

15 Yr
25.41

7 Yr
21.52

10 Yr
21.27

Date

Wednesday, 22 February 2023

K115.37M

Total Nominal Value

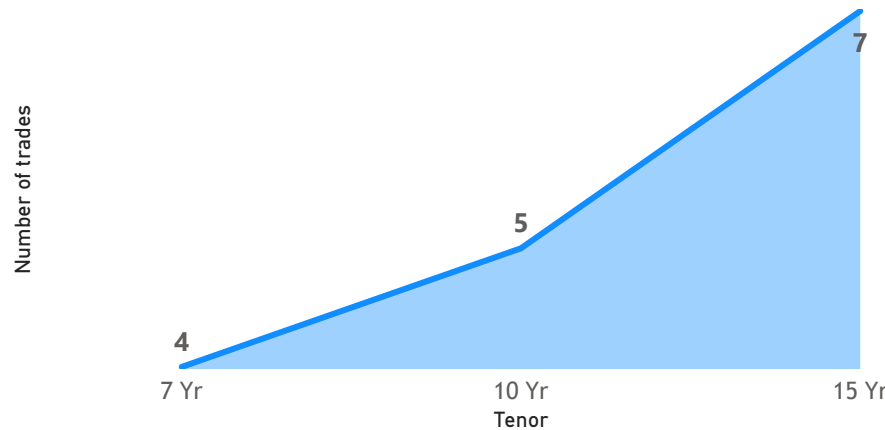
K88.61M

Total Market Value

16

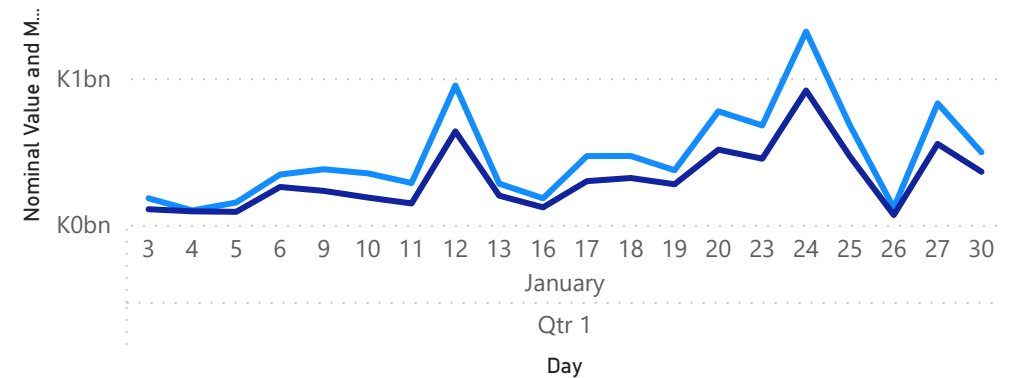
Number of Trades

No. of Trades by Tenor



January 2023 Activity

● Nominal Value ● Market Value



Disclaimer: This content is prepared from information received by the Commission through third-party reports. The content is indicative and intended for informational purposes only and shall not in any way be deemed to be investment advice, guidance or recommendation of the SEC. Users are responsible for making investment decisions and are advised to obtain independent professional advice before acting on or using this information.

GRZ Bonds Secondary Market Trade Summary Report

ISIN	Coupon Rate	Issue Date	Maturity Date	Average Yield to Maturity	Years to maturity	Trade Date	Average Trade Price	Total Nominal Value	Total Market Value
ZM1000000779	15	22/02/2010	18/02/2025		2	13/02/2023	97.20	K46,000,000	K44,713,460.66
ZM1000002999	13	01/03/2016	29/08/2026	21.76	3	16/02/2023	85.45	K351,000	K299,939.82
ZM1000003054	13	21/11/2016	21/11/2026	19.00	3	22/02/2023	87.78	K1,139,722	K999,991.64
ZM1000003062	14	21/11/2016	21/11/2031		8	14/02/2023	59.20	K50,000,000	K29,599,871.23
ZM1000003112	13	25/01/2021	12/05/2026	21.68	3	22/02/2023	81.29	K123,000	K99,983.76
ZM1000003120	14	12/05/2016	12/05/2031	25.83	9	01/12/2022	57.20	K80,000	K49,998.39
ZM1000003872	15	23/04/2018	23/04/2033	25.41	9	22/02/2023	63.83	K704,000	K449,357.12
ZM1000003898	11	04/07/2018	04/07/2025	18.80	2	22/02/2023	87.49	K2,799,000	K2,448,978.92
ZM1000003898	12	04/07/2018	04/07/2025	20.25	2	22/02/2023	85.09	K5,000,000	K4,254,425
ZM1000004730	11	22/03/2021	22/03/2028	22.98	5	22/02/2023	73.24	K204,000	K149,408.48
ZM1000004730	12	22/03/2021	22/03/2028	24.06	6	13/02/2023	70.61	K1,416,000	K999,869.83
ZM1000005406	14	21/11/2016	22/08/2037	25.15	14	22/02/2023	57.28	K261,000	K149,492.45
ZM1000005406	14	22/08/2022	22/08/2037	25.25	14	17/02/2023	63.88	K2,191,000	K1,399,510.54
ZM1000005570	13	27/12/2022	27/12/2032	24.92	6	13/02/2023	58.81	K5,101,000	K2,999,687.64