



# GRZ Bonds Secondary Market Trade Summary Report

## Consideration and Nominal Value

● Nominal Value ● Market Value

Date

< Tuesday, 21 February 2023 >

**K17.99M**

Total Nominal Value

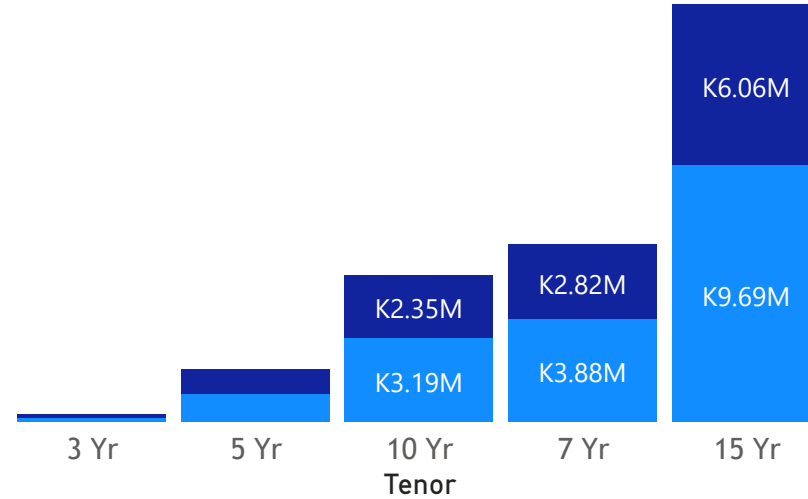
**K12.31M**

Total Market Value

**16**

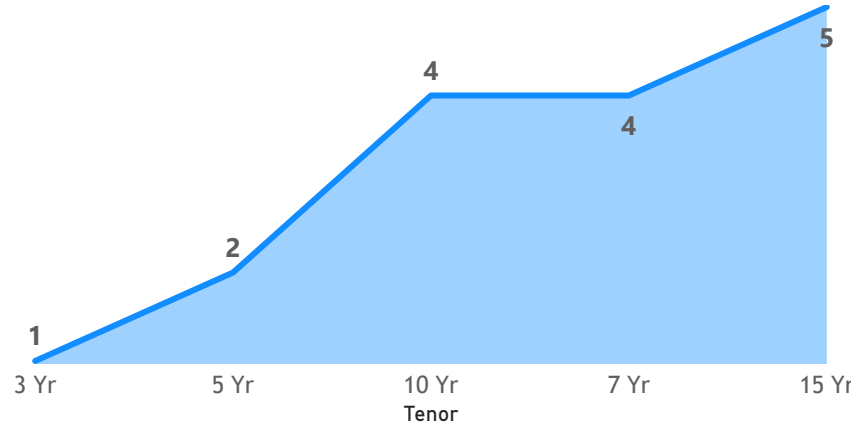
Number of Trades

Nominal Value and Market Value

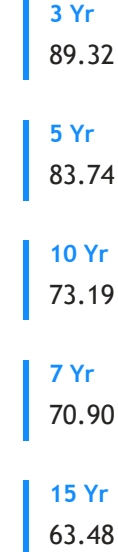


## No. of Trades by Tenor

Number of trades



## Average Price by Tenor (ZMW)

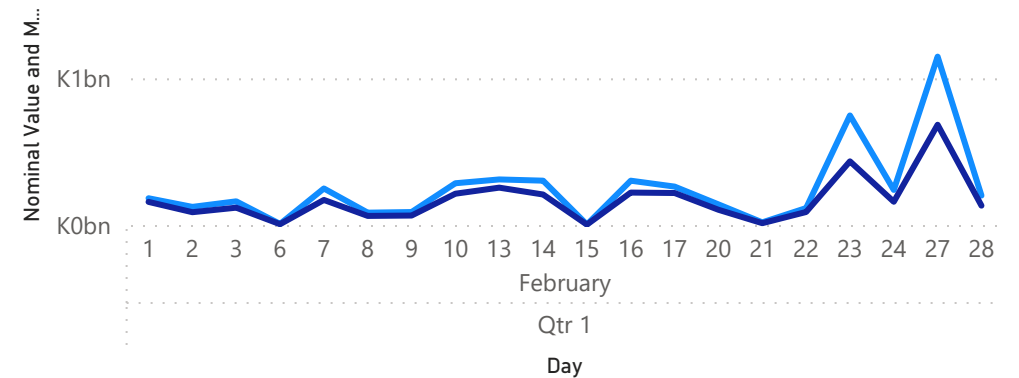


## Average Yield by Tenor



## February 2023 Activity

● Nominal Value ● Market Value



Disclaimer: This content is prepared from information received by the Commission through third-party reports. The content is indicative and intended for informational purposes only and shall not in any way be deemed to be investment advice, guidance or recommendation of the SEC. Users are responsible for making investment decisions and are advised to obtain independent professional advice before acting on or using this information.

# GRZ Bonds Secondary Market Trade Summary Report

ISIN CODE	COUPON	ISSUE DATE	MATURITY DATE	AVERAGE YIELD	TRADE DATE/ VALUATION DATE	YEARS TO MATURITY	AVERAGE PRICE (ZMW)	NOMINAL VALUE	MARKET VALUE
ZM1000004979	13	20/09/2021	20/09/2031	25.80	21/02/2023	8	62.12	K80,000.00	K49,698.09
ZM1000005612	14	23/01/2023	23/01/2038	25.50	21/02/2023	14	57.32	K3,070,000.00	K1,759,824.21
ZM1000005406	14	22/08/2022	22/08/2037	25.15	21/02/2023	14	64.11	K2,027,000.00	K1,299,451.74
ZM1000005570	13	27/12/2022	27/12/2032	25.05	21/02/2023	9	58.62	K1,364,000.00	K799,594.28
ZM1000003872	14	23/04/2018	23/04/2033	24.73	21/02/2023	10	65.33	K4,591,000.00	K2,999,278.51
ZM1000005034	12	29/11/2021	29/11/2028	23.00	21/02/2023	5	68.58	K466,850.00	K319,966.36
ZM1000004730	12	22/03/2021	22/03/2028	22.89	15/02/2023	5	73.14	K1,367,000.00	K999,781.52
ZM1000004730	12	22/03/2021	22/03/2028	22.89	21/02/2023	5	73.31	K2,046,000.00	K1,499,939.30
ZM1000002999	13	29/08/2016	29/08/2026	21.52	15/02/2023	3	85.89	K1,164,000.00	K999,754.02
ZM1000002999	13	29/08/2016	29/08/2026	21.51	21/02/2023	3	86.11	K580,000.00	K499,431.08
ZM1000004433	11	27/07/2020	27/07/2025	20.32	21/02/2023	2	83.74	K1,071,000.00	K929,613.08
ZM1000005067	10	27/12/2021	27/12/2024	18.12	21/02/2023	1	89.32	K167,000.00	K149,160.49