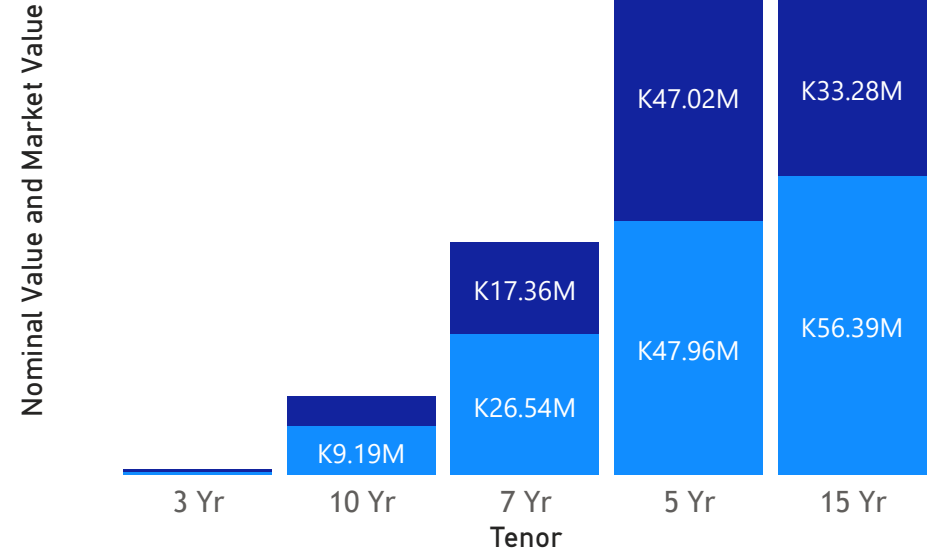




GRZ Bonds Secondary Market Trade Summary Report

Consideration and Nominal Value

● Nominal Value ● Market Value



Average Price by Tenor (ZMW)

- 3 Yr: 95.13
- 5 Yr: 85.09
- 7 Yr: 78.13
- 10 Yr: 65.72
- 15 Yr: 59.01

Average Yield by Tenor

- 15 Yr: 25.40
- 10 Yr: 24.29
- 5 Yr: 21.45
- 7 Yr: 21.39
- 3 Yr: 16.60

Date

< Monday, 20 February 2023 >

K140.60M

Total Nominal Value

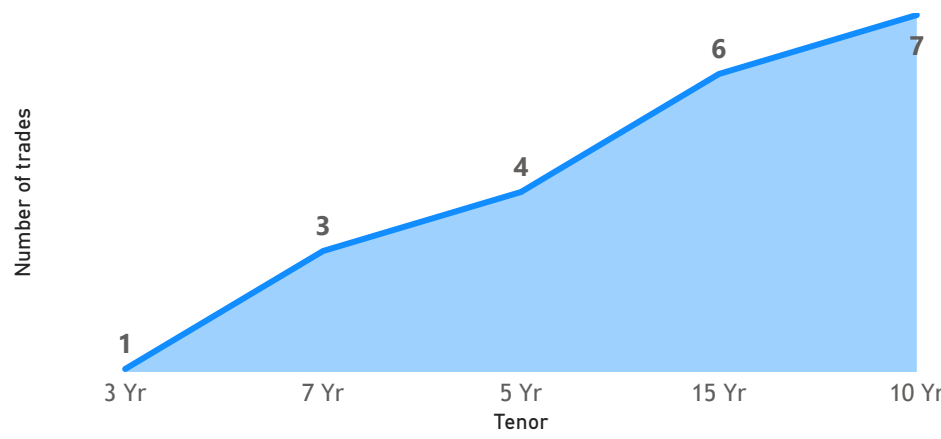
K103.80M

Total Market Value

21

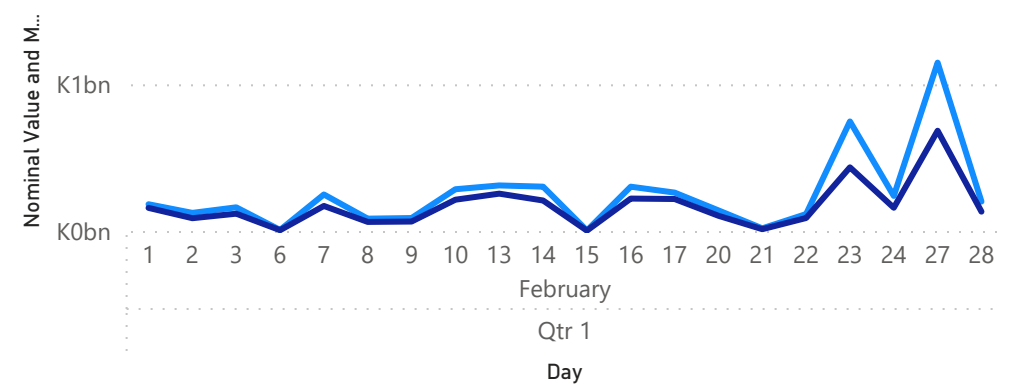
Number of Trades

No. of Trades by Tenor



February 2023 Activity

● Nominal Value ● Market Value



Disclaimer: This content is prepared from information received by the Commission through third-party reports. The content is indicative and intended for informational purposes only and shall not in any way be deemed to be investment advice, guidance or recommendation of the SEC. Users are responsible for making investment decisions and are advised to obtain independent professional advice before acting on or using this information.

GRZ Bonds Secondary Market Trade Summary Report

ISIN CODE	COUPON	ISSUE DATE	MATURITY DATE	AVERAGE YIELD	TRADE DATE/ VALUATION DATE	YEARS TO MATURITY	AVERAGE PRICE (ZMW)	NOMINAL VALUE	MARKET VALUE
ZM1000005570	13	27/12/2022	27/12/2032	25.58	13/02/2023	9	57.13	K5,250,000.00	K2,999,298.93
ZM1000005612	14	23/01/2023	23/01/2038	25.42	20/02/2023	14	57.48	K4,179,000.00	K2,399,251.19
ZM1000004805	14	31/05/2021	31/05/2036	25.39	16/12/2022	13	59.90	K133,000.00	K79,662.30
ZM1000005406	14	22/08/2022	22/08/2037	25.38	13/02/2023	14	63.37	K315,000.00	K199,612.49
ZM1000005406	14	22/08/2022	22/08/2037	25.38	20/02/2023	14	56.60	K1,766,000.00	K999,519.61
ZM1000004730	12	22/03/2021	22/03/2028	25.18	13/02/2023	5	64.44	K25,000,000.00	K16,111,225.00
ZM1000005570	13	27/12/2022	27/12/2032	24.90	20/02/2023	9	58.93	K2,708,000.00	K1,599,342.48
ZM1000004730	12	22/03/2021	22/03/2028	22.65	20/02/2023	5	73.81	K1,016,000.00	K749,915.40
ZM1000002999	13	29/08/2016	29/08/2026	21.76	13/02/2023	3	85.21	K352,000.00	K299,944.44
ZM1000002999	13	29/08/2016	29/08/2026	21.75	20/02/2023	3	85.57	K876,000.00	K749,593.78
ZM1000004656	11	25/01/2021	25/01/2026	21.66	15/02/2023	2	99.15	K44,900,000.00	K44,517,430.47
ZM1000004656	11	25/01/2021	25/01/2026	21.56	19/02/2023	2	82.96	K2,049,000.00	K1,699,788.66
ZM1000004656	11	25/01/2021	25/01/2026	21.29	14/02/2023	2	78.99	K379,000.00	K299,390.41
ZM1000004656	11	25/01/2021	25/01/2026	21.29	20/02/2023	2	79.26	K630,000.00	K499,325.28
ZM1000004946	10	20/09/2021	20/09/2024	16.60	13/02/2023	1	95.13	K525,000.00	K499,410.97
ZM1000003245	12	05/07/2017	05/07/2024	16.35	13/02/2023	1	96.14	K520,000.00	K499,931.20