



SECURITIES AND EXCHANGE COMMISSION
Protecting Investors in the Capital Markets

GRZ Bonds Secondary Market Trade Summary Report

Consideration and Nominal Value

● Nominal Value ● Market Value

Date

< Friday, 17 February 2023 >

K261.87M

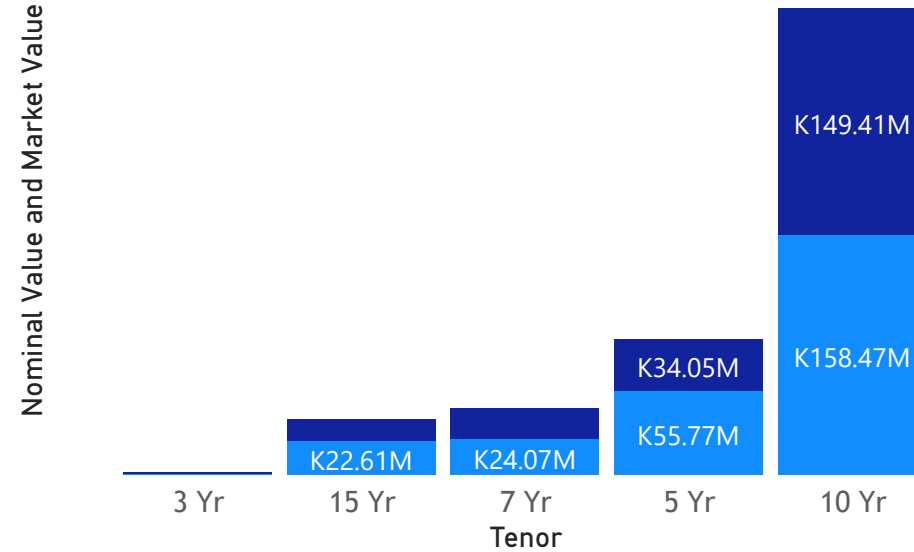
Total Nominal Value

K218.11M

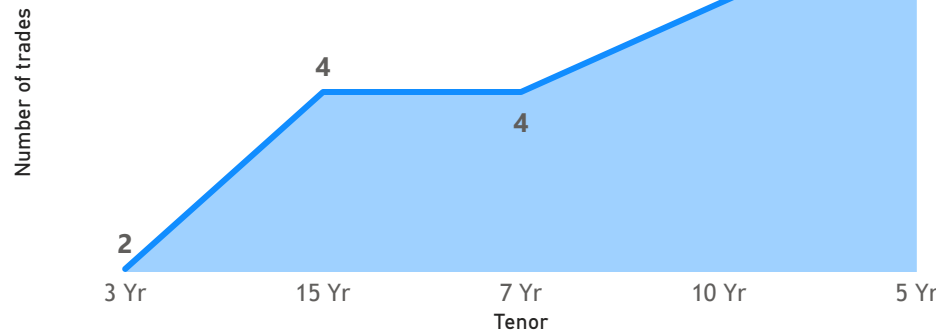
Total Market Value

21

Number of Trades



No. of Trades by Tenor



Average Price by Tenor (ZMW)

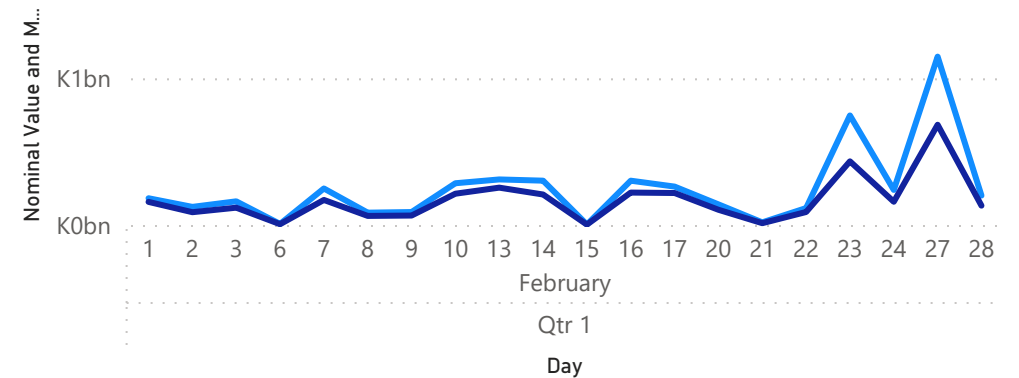
10 Yr: 89.19
7 Yr: 85.57
3 Yr: 85.33
5 Yr: 74.35
15 Yr: 61.41

Average Yield by Tenor

15 Yr: 25.59
5 Yr: 24.59
3 Yr: 21.00
10 Yr: 20.42
7 Yr: 19.64

February 2023 Activity

● Nominal Value ● Market Value



Disclaimer: This content is prepared from information received by the Commission through third-party reports. The content is indicative and intended for informational purposes only and shall not in any way be deemed to be investment advice, guidance or recommendation of the SEC. Users are responsible for making investment decisions and are advised to obtain independent professional advice before acting on or using this information.

GRZ Bonds Secondary Market Trade Summary Report

ISIN CODE	COUPON	ISSUE DATE	MATURITY DATE	AVERAGE YIELD	TRADE DATE/ VALUATION DATE	YEARS TO MATURITY	AVERAGE PRICE (ZMW)	NOMINAL VALUE	MARKET VALUE
ZM1000004680	14	25/01/2021	25/01/2036	25.84	01/09/2023	12	62.63	K7,983,000.00	K4,999,999.47
ZM1000004730	12	22/03/2021	22/03/2028	25.60	14/02/2023	5	67.12	K11,323,000.00	K7,599,695.93
ZM1000005406	14	22/08/2022	22/08/2037	25.50	17/02/2023	14	61.00	K14,623,000.00	K8,948,785.92
ZM1000004656	11	25/01/2021	25/01/2026	25.18	16/12/2022	3	77.38	K5,772,000.00	K4,450,603.88
ZM1000002999	13	29/08/2016	29/08/2026	24.25	07/02/2023	3	79.93	K8,400,000.00	K6,714,217.75
ZM1000004730	12	22/03/2021	22/03/2028	22.89	17/02/2023	5	73.22	K2,048,000.00	K1,499,623.63
ZM1000003112	13	05/12/2016	05/12/2026	21.81	17/02/2023	3	80.78	K74,000.00	K59,779.21
ZM1000004656	11	25/01/2021	25/01/2026	21.66	15/02/2023	2	59.20	K50,000,000.00	K29,599,871.23
ZM1000005067	10	27/12/2021	27/12/2024	21.00	17/02/2023	1	85.33	K951,126.00	K811,372.74
ZM1000002585	13	24/11/2014	24/11/2024	18.69	17/02/2023	1	95.09	K150,000,000.00	K142,632,634.92
ZM1000003047	12	21/11/2016	21/11/2023	15.04	17/02/2023	0	100.96	K10,694,000.00	K10,796,633.98