



SECURITIES AND EXCHANGE COMMISSION
Protecting Investors in the Capital Markets

GRZ Bonds Secondary Market Trade Summary Report

Date

Thursday, 16 March 2023

K129.96M

Total Nominal Value

K92.23M

Total Market Value

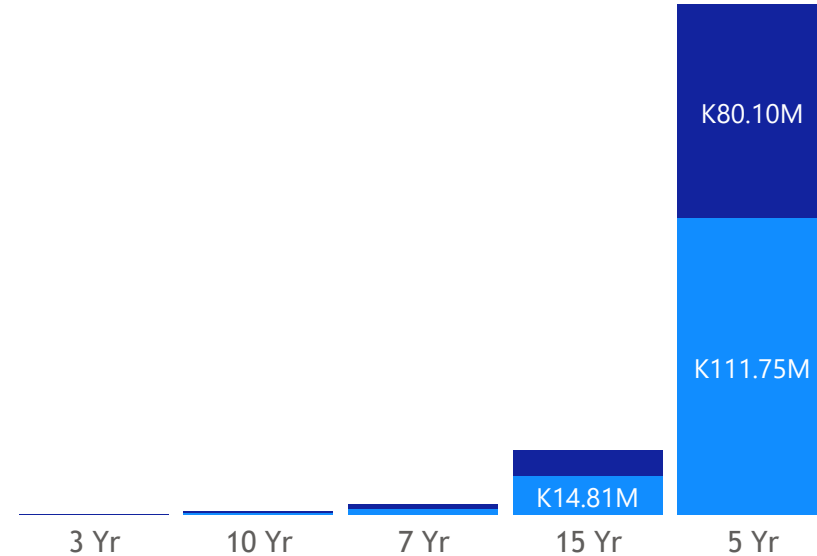
25

Number of Trades

Consideration and Nominal Value

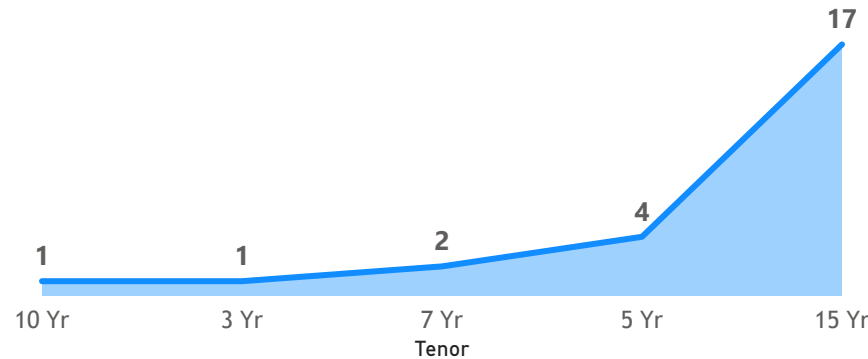
● Nominal Value ● Market Value

Nominal Value and Market Value



No. of Trades by Tenor

Number of trades



Average Price by Tenor (ZMW)

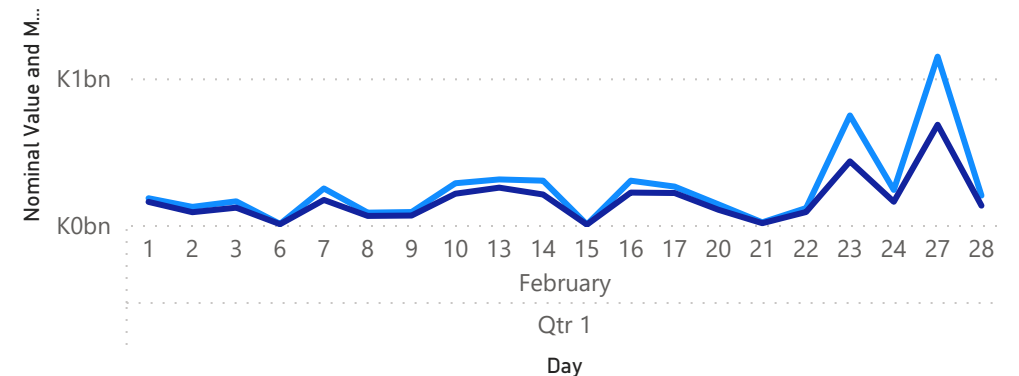
7 Yr	75.03
5 Yr	71.96
3 Yr	81.23
15 Yr	64.42
10 Yr	60.46

Average Yield by Tenor

7 Yr	22.60
5 Yr	24.58
3 Yr	25.84
15 Yr	25.20
10 Yr	24.67

February 2023 Activity

● Nominal Value ● Market Value



Disclaimer: This content is prepared from information received by the Commission through third-party reports. The content is indicative and intended for informational purposes only and shall not in any way be deemed to be investment advice, guidance or recommendation of the SEC. Users are responsible for making investment decisions and are advised to obtain independent professional advice before acting on or using this information.

GRZ Bonds Secondary Market Trade Summary Report

ISIN CODE	COUPON	ISSUE DATE	MATURITY DATE	AVERAGE YIELD	TRADE DATE/ VALUATION DATE	YEARS TO MATURITY	AVERAGE PRICE (ZMW)	NOMINAL VALUE	MARKET VALUE
ZM1000004805	14	31/05/2021	31/05/2036	31.17	16/03/2023	13	50.25	K101,000.00	K50,753.01
ZM1000004656	11	25/01/2021	25/01/2026	27.73	16/03/2023	2	70.02	K188,000.00	K131,632.41
ZM1000005182	10	23/03/2022	23/03/2025	25.84	16/03/2023	2	81.23	K250,000.00	K203,076.72
ZM1000003872	14	23/04/2018	23/04/2033	25.41	23/02/2023	10	63.83	K704,000.00	K449,357.12
ZM1000003872	14	23/04/2018	23/04/2033	24.76	03/01/2023	10	65.67	K883,000.00	K579,909.45
ZM1000003872	14	23/04/2018	23/04/2033	24.76	03/02/2023	10	65.50	K4,039,000.00	K2,645,710.21
ZM1000003872	14	23/04/2018	23/04/2033	24.73	03/06/2023	9	65.92	K303,000.00	K199,726.71
ZM1000003872	14	23/04/2018	23/04/2033	24.73	21/02/2023	10	65.33	K4,591,000.00	K2,999,278.51
ZM1000003872	14	23/04/2018	23/04/2033	24.73	27/02/2023	10	65.54	K1,524,000.00	K998,807.10
ZM1000003872	14	23/04/2018	23/04/2033	24.73	28/02/2023	10	65.62	K2,666,000.00	K1,749,490.80
ZM1000005570	13	27/12/2022	27/12/2032	24.67	16/03/2023	9	60.46	K827,000.00	K499,970.63
ZM1000004839	11	28/06/2021	28/06/2026	23.50	20/03/2023	3	72.42	K10,000,000.00	K7,488,723.29
ZM1000004730	12	22/03/2021	22/03/2028	22.60	16/03/2023	5	75.03	K2,331,000.00	K1,748,939.71
ZM1000004839	11	28/06/2021	28/06/2026	22.50	22/03/2023	3	74.26	K4,557,000.00	K3,499,402.64