



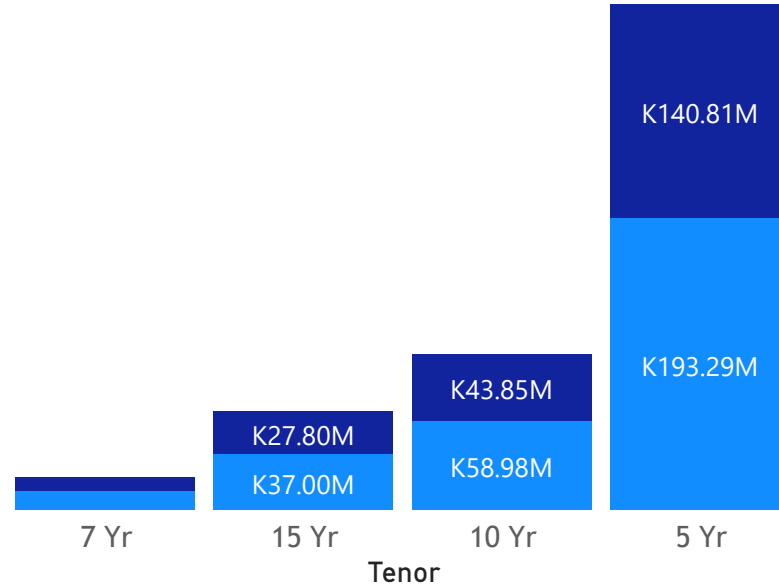
SECURITIES AND EXCHANGE COMMISSION
Protecting Investors in the Capital Markets

GRZ Bonds Secondary Market Trade Summary Report

Consideration and Nominal Value

● Nominal Value ● Market Value

Nominal Value and Market Value



Average Price by Tenor (ZMW)

5 Yr
74.73

10 Yr
68.72

7 Yr
67.77

15 Yr
62.11

Average Yield by Tenor

15 Yr
24.86

10 Yr
24.44

7 Yr
24.25

5 Yr
21.45

Date

Thursday, 16 February 2023

K302.05M

Total Nominal Value

K221.06M

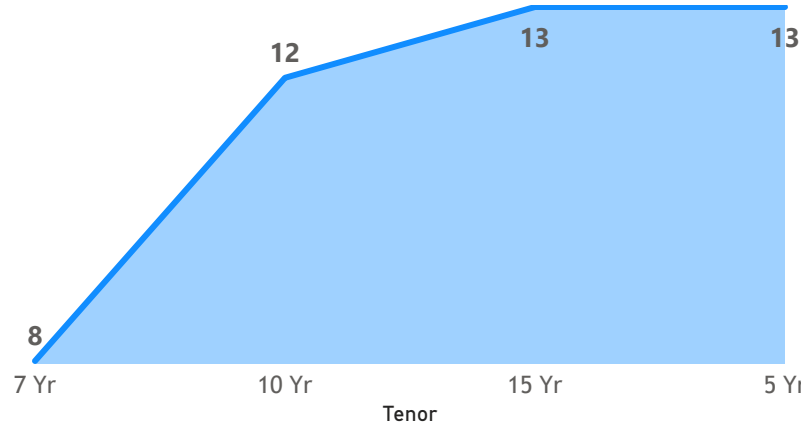
Total Market Value

46

Number of Trades

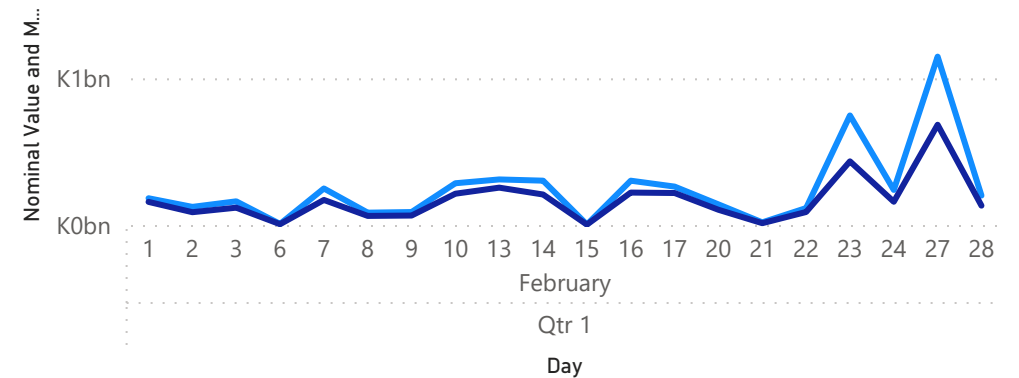
No. of Trades by Tenor

Number of trades



February 2023 Activity

● Nominal Value ● Market Value



Disclaimer: This content is prepared from information received by the Commission through third-party reports. The content is indicative and intended for informational purposes only and shall not in any way be deemed to be investment advice, guidance or recommendation of the SEC. Users are responsible for making investment decisions and are advised to obtain independent professional advice before acting on or using this information.

GRZ Bonds Secondary Market Trade Summary Report

ISIN CODE	COUPON	ISSUE DATE	MATURITY DATE	AVERAGE YIELD	TRADE DATE/ VALUATION DATE	YEARS TO MATURITY	AVERAGE PRICE (ZMW)	NOMINAL VALUE	MARKET VALUE
ZM1000005349	14	27/06/2022	27/06/2037	27.75	16/02/2023	14	53.55	K1,494,328.00	K800,000.76
ZM1000005455	13	19/09/2022	19/09/2032	26.75	02/09/2023	9	58.42	K10,000.00	K5,841.75
ZM1000005570	13	27/12/2022	27/12/2032	26.50	02/10/2023	9	55.12	K4,535,000.00	K2,499,845.89
ZM1000004979	13	20/09/2021	20/09/2031	26.25	02/09/2023	8	60.74	K984,000.00	K597,706.32
ZM1000003120	14	05/12/2016	05/12/2031	25.83	16/02/2023	8	62.50	K80,000.00	K49,998.39
ZM1000005612	14	23/01/2023	23/01/2038	25.60	02/09/2023	14	56.72	K528,000.00	K299,494.21
ZM1000005612	14	23/01/2023	23/01/2038	25.60	02/10/2023	14	56.76	K880,000.00	K499,486.55
ZM1000005570	13	27/12/2022	27/12/2032	25.46	02/09/2023	9	57.32	K2,796,000.00	K1,599,403.39
ZM1000005406	14	22/08/2022	22/08/2037	25.25	16/02/2023	14	63.88	K2,191,000.00	K1,399,510.54
ZM1000005406	14	22/08/2022	22/08/2037	25.18	02/09/2023	14	63.75	K431,240.00	K274,901.86
ZM1000005570	13	27/12/2022	27/12/2032	24.92	16/02/2023	9	58.81	K5,101,000.00	K2,999,687.64
ZM1000004730	12	22/03/2021	22/03/2028	24.49	16/02/2023	5	69.74	K11,840,350.00	K7,983,118.09
ZM1000004888	12	26/07/2021	26/07/2028	24.00	16/02/2023	5	65.39	K487,910.00	K318,976.62
ZM1000005034	12	29/11/2021	29/11/2028	24.00	16/02/2023	5	66.19	K454,720.00	K300,748.92
ZM1000001967	14	26/11/2012	23/11/2027	23.49	02/09/2023	4	76.68	K521,000.00	K399,476.93
ZM1000002999	13	29/08/2016	29/08/2026	22.69	16/02/2023	3	83.62	K45,142,223.00	K35,796,388.30
ZM1000005075	11	27/12/2021	27/12/2026	22.00	16/02/2023	3	73.99	K440,000.00	K325,482.24
ZM1000002999	13	29/08/2016	29/08/2026	21.75	02/09/2023	3	85.14	K411,000.00	K349,907.07
ZM1000004656	11	25/01/2021	25/01/2026	21.66	15/02/2023	2	71.11	K190,730,778.00	K138,780,603.97
ZM1000004656	11	25/01/2021	25/01/2026	21.55	02/09/2023	2	78.40	K1,658,000.00	K1,299,825.87
ZM1000000779	14	22/02/2010	18/02/2025	20.42	15/02/2023	2	70.99	K30,871,884.00	K24,078,473.29
ZM1000004334	11	27/04/2020	27/04/2025	20.00	16/02/2023	2	88.14	K460,000.00	K405,320.22