



SECURITIES AND EXCHANGE COMMISSION
Protecting Investors in the Capital Markets

GRZ Bonds Secondary Market Trade Summary Report

Date

< Friday, 10 March 2023 >

K260.54M

Total Nominal Value

K216.65M

Total Market Value

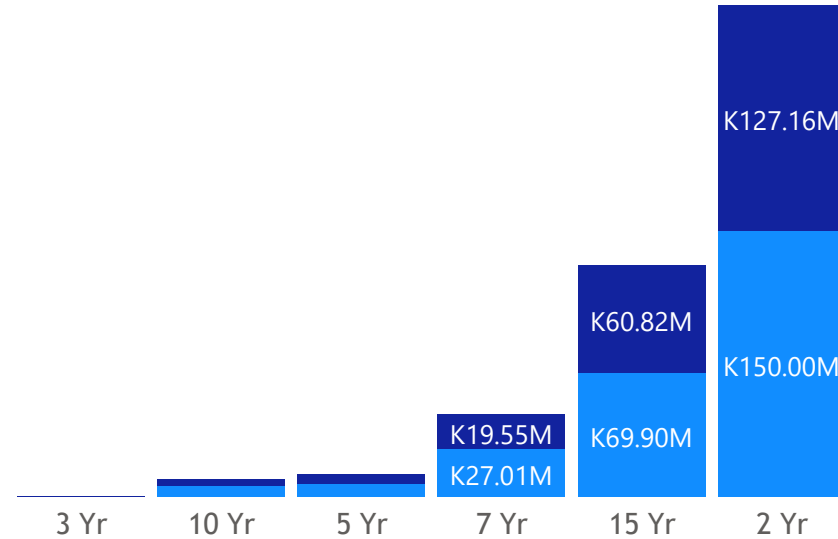
27

Number of Trades

Consideration and Nominal Value

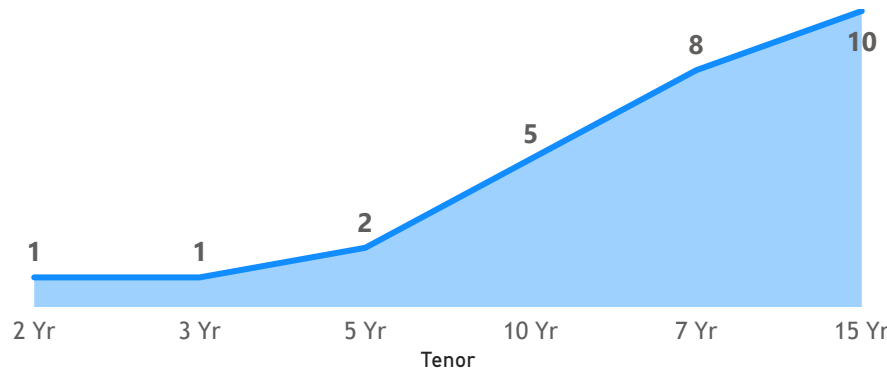
● Nominal Value ● Market Value

Nominal Value and Market Value



No. of Trades by Tenor

Number of trades



Average Price by Tenor (ZMW)

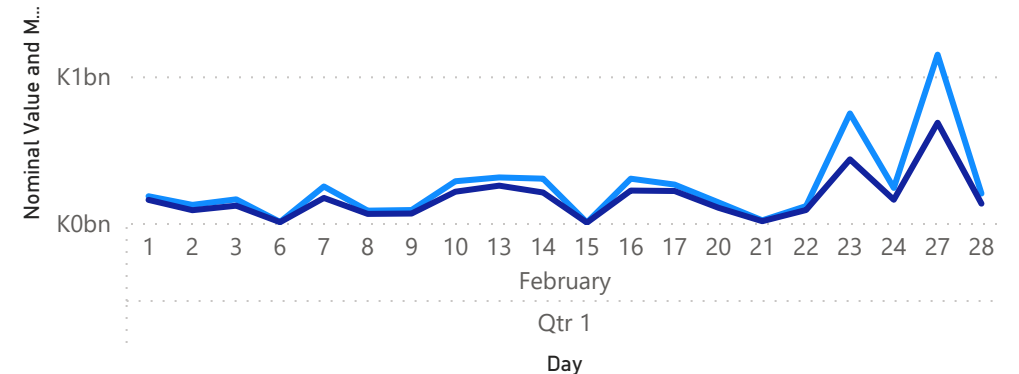
7 Yr	72.57
5 Yr	73.79
3 Yr	87.78
2 Yr	83.52
15 Yr	65.74
10 Yr	57.61

Average Yield by Tenor

7 Yr	23.26
5 Yr	23.00
3 Yr	18.55
2 Yr	20.00
15 Yr	24.69
10 Yr	25.85

February 2023 Activity

● Nominal Value ● Market Value



Disclaimer: This content is prepared from information received by the Commission through third-party reports. The content is indicative and intended for informational purposes only and shall not in any way be deemed to be investment advice, guidance or recommendation of the SEC. Users are responsible for making investment decisions and are advised to obtain independent professional advice before acting on or using this information.

GRZ Bonds Secondary Market Trade Summary Report

ISIN CODE	COUPON	ISSUE DATE	MATURITY DATE	AVERAGE YIELD	TRADE DATE/ VALUATION DATE	YEARS TO MATURITY	AVERAGE PRICE (ZMW)	NOMINAL VALUE	MARKET VALUE
ZM1000005257	14	03/05/2022	03/05/2037	27.50	10/03/2023	13	52.10	K225,000.00	K128,615.82
ZM1000005091	13	27/12/2021	27/12/2031	26.70	03/10/2023	8	56.85	K5,000,000.00	K2,835,992.54
ZM1000005455	13	19/09/2022	19/09/2032	26.50	10/03/2023	8	53.81	K102,000.00	K61,312.30
ZM1000005612	14	23/01/2023	23/01/2038	25.15	03/01/2023	15	58.50	K1,196,000.00	K699,705.71
ZM1000004805	14	31/05/2021	31/05/2036	25.03	10/03/2023	13		K323,000.00	K199,763.84
ZM1000005612	14	23/01/2023	23/01/2038	25.01	10/03/2023	14	59.21	K5,403,000.00	K3,199,217.33
ZM1000003872	14	23/04/2018	23/04/2033	24.73	10/03/2023	10	66.17	K755,000.00	K499,580.02
ZM1000005570	13	27/12/2022	27/12/2032	24.67	10/03/2023	9	60.26	K1,077,000.00	K649,038.87
ZM1000004730	12	22/03/2021	22/03/2028	24.50	10/03/2023	4	64.95	K7,000,000.00	K4,949,183.73
ZM1000004730	12	22/03/2021	22/03/2028	23.11	03/01/2023	5	73.26	K4,095,000.00	K2,999,816.89
ZM1000004730	12	22/03/2021	22/03/2028	23.07	10/03/2023	5	73.82	K15,918,000.00	K11,598,091.69
ZM1000004839	11	28/06/2021	28/06/2026	23.00	10/03/2023	2	73.24	K85,600.00	K64,680.90
ZM1000005596	9	23/01/2023	23/01/2025	20.00	10/03/2023	1	83.52	K150,000,000.00	K127,160,301.37
ZM1000000779	14	22/02/2010	18/02/2025	20.00	10/03/2023	1	92.25	K50,000,000.00	K46,637,598.63
ZM1000005182	10	23/03/2022	23/03/2025	18.55	10/03/2023	2	87.78	K220,000.00	K199,914.18