



SECURITIES AND EXCHANGE COMMISSION
Protecting Investors in the Capital Markets

GRZ Bonds Secondary Market Trade Summary Report

Date

Thursday, 9 March 2023

K512.93M

Total Nominal Value

K388.78M

Total Market Value

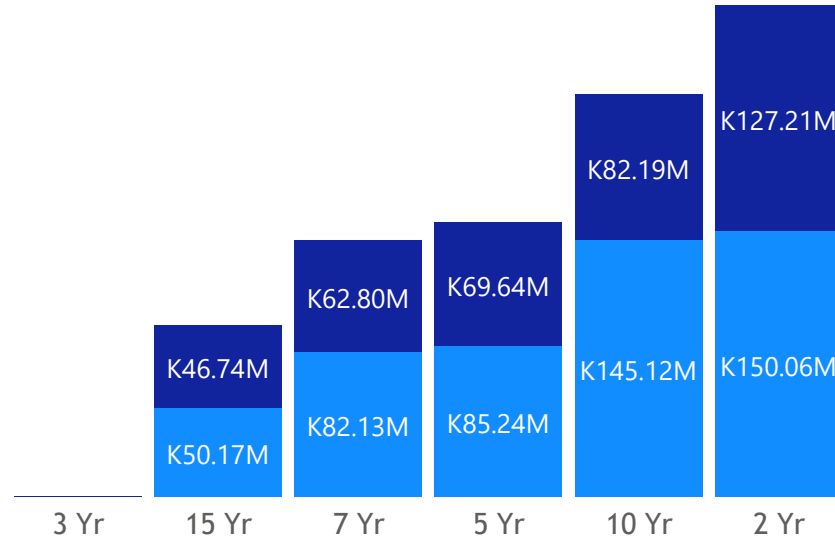
23

Number of Trades

Consideration and Nominal Value

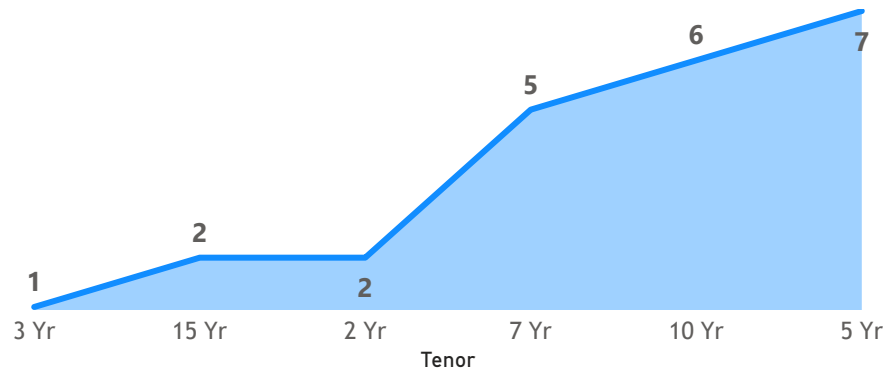
● Nominal Value ● Market Value

Nominal Value and Market Value

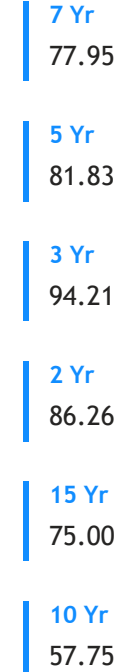


No. of Trades by Tenor

Number of trades



Average Price by Tenor (ZMW)

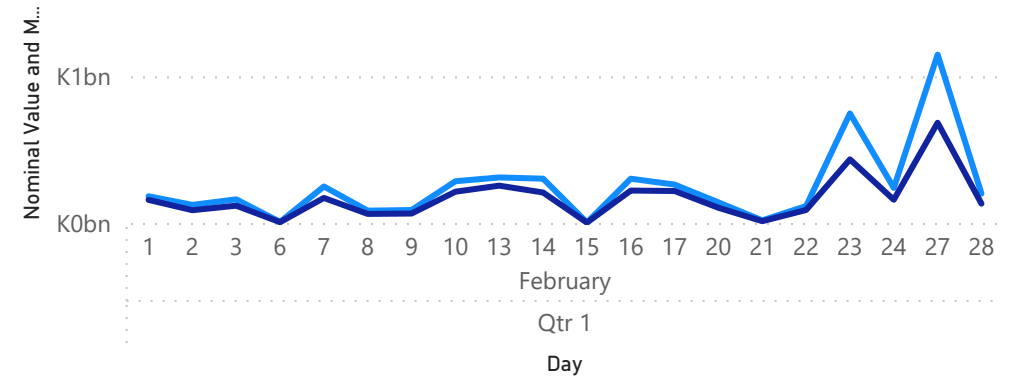


Average Yield by Tenor



February 2023 Activity

● Nominal Value ● Market Value



Disclaimer: This content is prepared from information received by the Commission through third-party reports. The content is indicative and intended for informational purposes only and shall not in any way be deemed to be investment advice, guidance or recommendation of the SEC. Users are responsible for making investment decisions and are advised to obtain independent professional advice before acting on or using this information.

GRZ Bonds Secondary Market Trade Summary Report

ISIN CODE	COUPON	ISSUE DATE	MATURITY DATE	AVERAGE YIELD	TRADE DATE/ VALUATION DATE	YEARS TO MATURITY	AVERAGE PRICE (ZMW)	NOMINAL VALUE	MARKET VALUE
ZM1000005406	14	22/08/2022	22/08/2037	25.08	03/02/2023	14	57.74	K173,000.00	K99,887.30
ZM1000005141	9	21/02/2022	21/02/2024	23.00	03/07/2023	0	88.99	K56,000.00	K49,834.05
ZM1000004656	11	25/01/2021	25/01/2026	21.28	03/02/2023	2	79.80	K1,253,000.00	K999,953.13
ZM1000000779	14	22/02/2010	18/02/2025	20.00	09/03/2023	1	92.25	K50,000,000.00	K46,637,610.13
ZM1000005596	9	23/01/2023	23/01/2025	20.00	09/03/2023	1	83.52	K150,000,000.00	K127,160,358.33
ZM1000003112	13	05/12/2016	05/12/2026	19.00	03/09/2023	3	87.94	K3,869,326.00	K3,401,691.94
ZM1000004946	10	20/09/2021	20/09/2024	18.00	03/02/2023	1	94.21	K212,000.00	K199,734.17
ZM1000004094	11	17/06/2019	17/06/2024	17.55	09/02/2023	1	92.42	K31,500,000.00	K29,671,868.74
ZM1000004334	11	27/04/2020	27/04/2025	17.00	03/09/2023	1	93.80	K383,916.00	K360,047.20