



SECURITIES AND EXCHANGE COMMISSION
Protecting Investors in the Capital Markets

GRZ Bonds Secondary Market Trade Summary Report

Date

< Tuesday, 7 March 2023 >

K96.88M

Total Nominal Value

K70.97M

Total Market Value

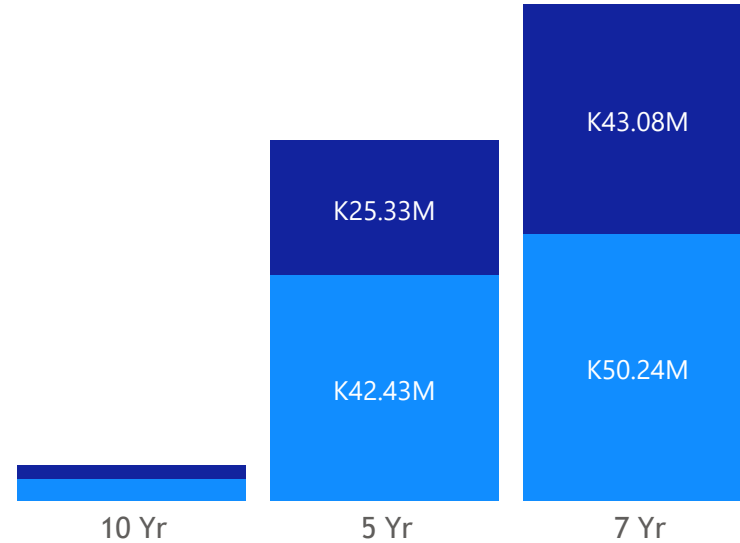
16

Number of Trades

Consideration and Nominal Value

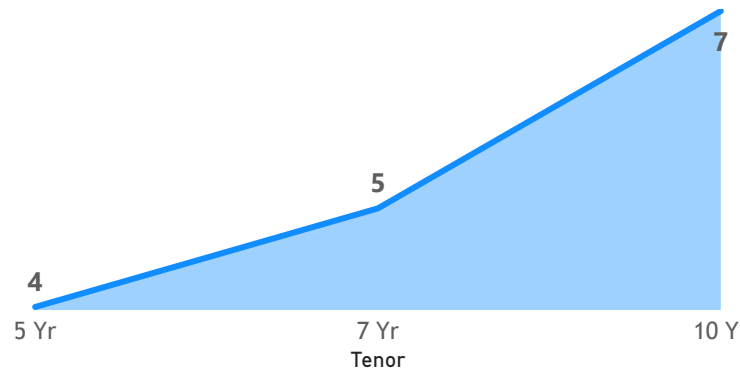
● Nominal Value ● Market Value

Nominal Value and Market Value



No. of Trades by Tenor

Number of trades



Average Price by Tenor (ZMW)

7 Yr
76.18

5 Yr
68.10

10 Yr
61.97

Average Yield by Tenor

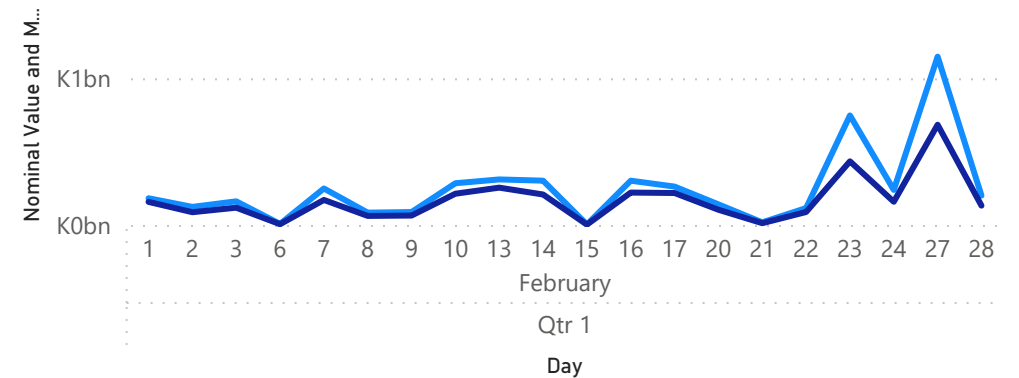
7 Yr
23.11

5 Yr
22.83

10 Yr
25.51

February 2023 Activity

● Nominal Value ● Market Value



Disclaimer: This content is prepared from information received by the Commission through third-party reports. The content is indicative and intended for informational purposes only and shall not in any way be deemed to be investment advice, guidance or recommendation of the SEC. Users are responsible for making investment decisions and are advised to obtain independent professional advice before acting on or using this information.

GRZ Bonds Secondary Market Trade Summary Report

ISIN CODE	COUPON	ISSUE DATE	MATURITY DATE	AVERAGE YIELD	TRADE DATE/ VALUATION DATE	YEARS TO MATURITY	AVERAGE PRICE (ZMW)	NOMINAL VALUE	MARKET VALUE
ZM1000004672	13	25/01/2021	25/01/2031	27.50	03/07/2023	7	55.66	K251,800.00	K140,094.74
ZM1000004979	13	20/09/2021	20/09/2031	26.50	03/07/2023	8	61.28	K510,000.00	K312,166.98
ZM1000005570	13	27/12/2022	27/12/2032	24.67	06/03/2023	9	59.73	K3,322,000.00	K1,999,406.26
ZM1000005075	11	27/12/2021	27/12/2026	24.00	03/07/2023	3	70.73	K282,696.00	K199,875.36
ZM1000004730	12	22/03/2021	22/03/2028	23.11	06/03/2023	5	73.43	K5,242,000.00	K3,858,509.45
ZM1000002999	13	29/08/2016	29/08/2026	21.26	06/03/2023	3	80.46	K129,000.00	K104,389.74