

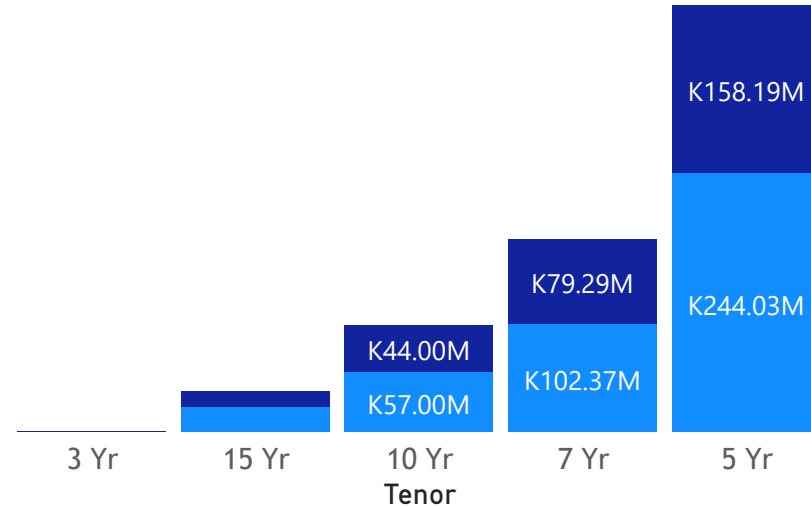


# GRZ Bonds Secondary Market Trade Summary Report


## Consideration and Nominal Value

● Nominal Value ● Market Value

Nominal Value and Market Value



## Average Price by Tenor (ZMW)



## Average Yield by Tenor



Date

< Monday, 6 March 2023 >

**K427.02M**

Total Nominal Value

**K295.97M**

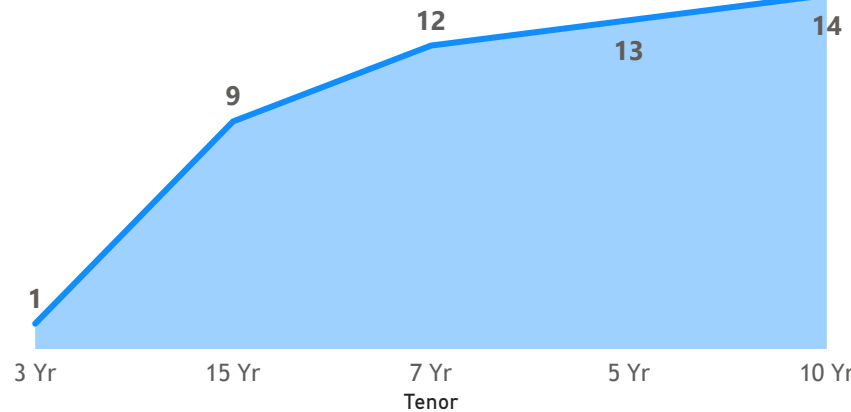
Total Market Value

**49**

Number of Trades

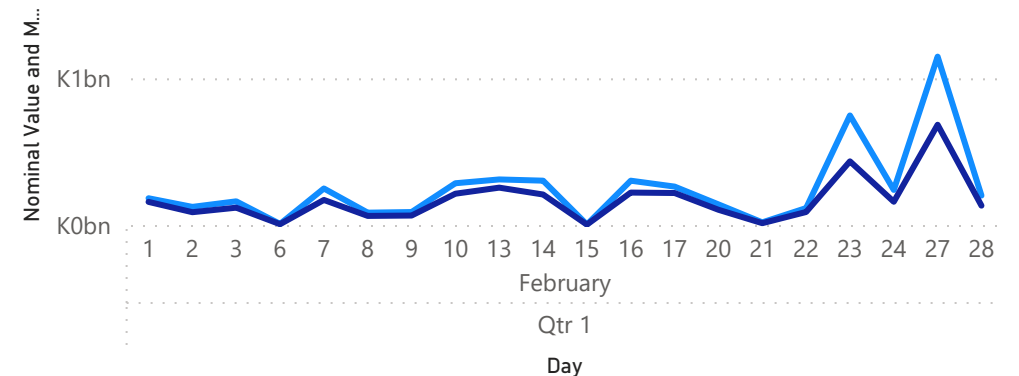
## No. of Trades by Tenor

Number of trades



## February 2023 Activity

● Nominal Value ● Market Value



Disclaimer: This content is prepared from information received by the Commission through third-party reports. The content is indicative and intended for informational purposes only and shall not in any way be deemed to be investment advice, guidance or recommendation of the SEC. Users are responsible for making investment decisions and are advised to obtain independent professional advice before acting on or using this information.

# GRZ Bonds Secondary Market Trade Summary Report

ISIN CODE	COUPON	ISSUE DATE	MATURITY DATE	AVERAGE YIELD	TRADE DATE/ VALUATION DATE	YEARS TO MATURITY	AVERAGE PRICE (ZMW)	NOMINAL VALUE	MARKET VALUE
ZM1000003211	14	24/04/2017	24/04/2032	27.00	03/06/2023	8	61.76	K18,850,000.00	K11,638,788.94
ZM1000003252	14	05/07/2017	05/07/2032	27.00	03/06/2023	9	58.73	K1,362,890.00	K800,001.96
ZM1000005091	13	27/12/2021	27/12/2031	26.50	03/06/2023	8	57.27	K9,000,000.00	K5,152,707.00
ZM1000004334	11	27/04/2020	27/04/2025	25.69	06/03/2023	2	80.92	K45,000.00	K36,415.60
ZM1000004334	11	27/04/2020	27/04/2025	25.69	27/02/2023	2	80.50	K570,000.00	K458,864.21
ZM1000005406	14	22/08/2022	22/08/2037	25.15	06/03/2023	14	57.69	K693,000.00	K399,772.21
ZM1000005612	14	23/01/2023	23/01/2038	25.15	06/03/2023	14	58.66	K681,000.00	K399,446.70
ZM1000005612	14	23/01/2023	23/01/2038	25.02	28/02/2023	14	58.69	K739,000.00	K433,744.99
ZM1000005406	14	22/08/2022	22/08/2037	25.01	28/02/2023	14	57.75	K865,000.00	K499,565.23
ZM1000003997	13	17/12/2018	17/12/2028	25.00	03/06/2023	5	67.11	K2,000,000.00	K1,343,311.28
ZM1000003997	13	17/12/2018	17/12/2028	25.00	06/03/2023	5	67.17	K12,500,000.00	K8,395,695.55
ZM1000004797	12	31/05/2021	31/05/2028	25.00	03/06/2023	5	66.39	K2,004,666.00	K1,330,466.18
ZM1000005570	13	27/12/2022	27/12/2032	24.74	06/03/2023	9	59.88	K1,583,000.00	K949,318.57
ZM1000003872	14	23/04/2018	23/04/2033	24.73	06/03/2023	10	65.92	K303,000.00	K199,726.72
ZM1000005570	13	27/12/2022	27/12/2032	24.67	28/02/2023	9	59.77	K724,000.00	K432,708.31
ZM1000004839	11	28/06/2021	28/06/2026	23.65	06/03/2023	3	71.98	K7,666,099.00	K5,682,030.25
ZM1000004730	12	22/03/2021	22/03/2028	23.11	06/03/2023	5	73.43	K6,601,000.00	K4,847,205.46
ZM1000002999	13	29/08/2016	29/08/2026	23.00	03/06/2023	3	77.23	K1,142,358.00	K882,143.10
ZM1000004656	11	25/01/2021	25/01/2026	21.66	15/02/2023	2	65.64	K219,550,000.00	K139,092,490.48
ZM1000002999	13	29/08/2016	29/08/2026	21.40	06/03/2023	3	80.46	K248,000.00	K199,531.18
ZM1000002999	13	29/08/2016	29/08/2026	21.26	28/02/2023	3	67.53	K62,000.00	K49,867.25
ZM1000004656	11	25/01/2021	25/01/2026	21.19	28/02/2023	2	61.60	K12,221,000.00	K9,724,974.70
ZM1000004656	11	25/01/2021	25/01/2026	21.09	06/03/2023	2	80.29	K3,981,000.00	K3,198,954.94
ZM1000005182	10	23/03/2022	23/03/2025	20.49	06/03/2023	2	87.78	K131,000.00	K114,994.44
ZM1000003245	12	05/07/2017	05/07/2024	19.00	03/06/2023	1	94.19	K2,000,000.00	K1,883,532.20
ZM1000002585	13	24/11/2014	24/11/2024	18.48	06/03/2023	1	92.18	K24,737,969.00	K23,728,567.36