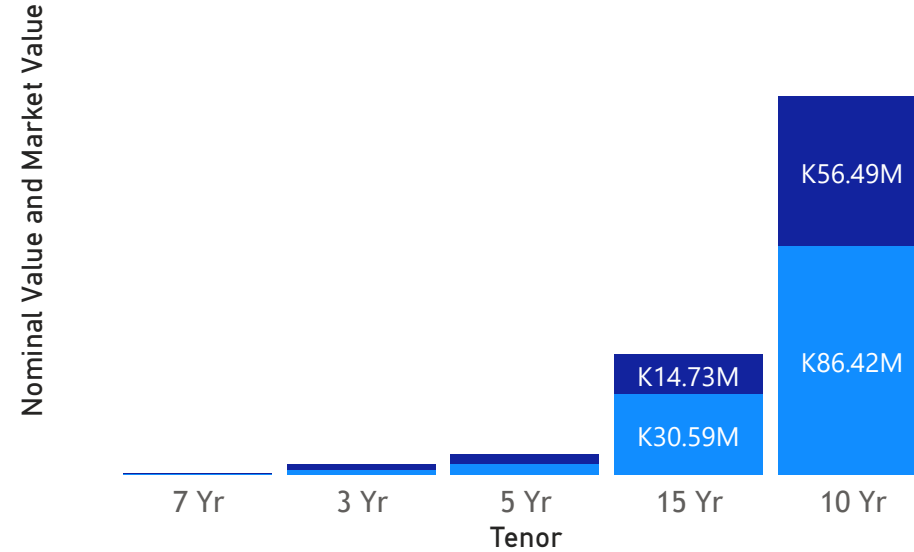




GRZ Bonds Secondary Market Trade Summary Report

Consideration and Nominal Value

● Nominal Value ● Market Value



Average Price by Tenor (ZMW)

- 3 Yr: 93.23
- 5 Yr: 88.34
- 10 Yr: 57.43
- 7 Yr: 53.76
- 15 Yr: 52.32

Average Yield by Tenor

- 15 Yr: 25.51
- 10 Yr: 25.12
- 5 Yr: 18.24
- 3 Yr: 17.22

Date

< Friday, 3 March 2023 >

K123.79M

Total Nominal Value

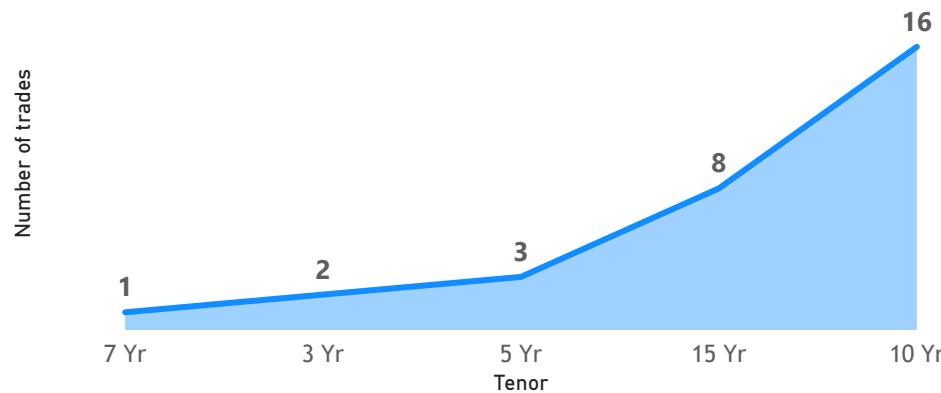
K77.12M

Total Market Value

30

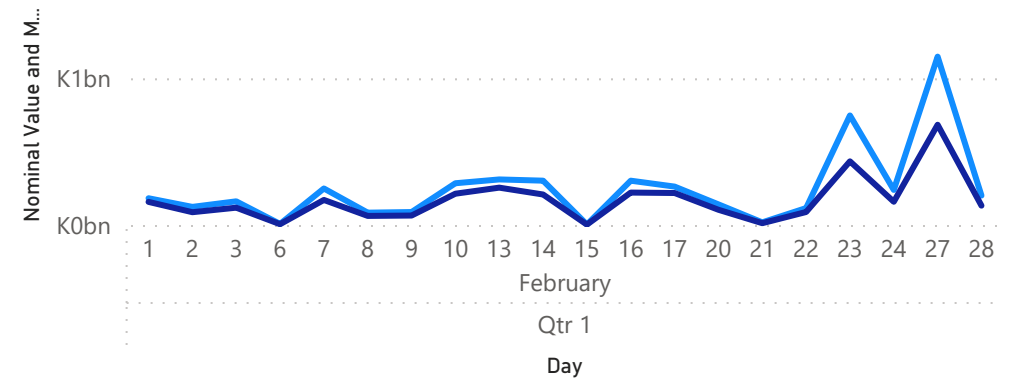
Number of Trades

No. of Trades by Tenor



February 2023 Activity

● Nominal Value ● Market Value



Disclaimer: This content is prepared from information received by the Commission through third-party reports. The content is indicative and intended for informational purposes only and shall not in any way be deemed to be investment advice, guidance or recommendation of the SEC. Users are responsible for making investment decisions and are advised to obtain independent professional advice before acting on or using this information.

GRZ Bonds Secondary Market Trade Summary Report

ISIN CODE	COUPON	ISSUE DATE	MATURITY DATE	AVERAGE YIELD	TRADE DATE/ VALUATION DATE	YEARS TO MATURITY	AVERAGE PRICE (ZMW)	NOMINAL VALUE	MARKET VALUE
ZM1000004979	13	20/09/2021	20/09/2031	28.80	27/02/2023	8	56.39	K258,000.00	K145,474.70
ZM1000004805	14	31/05/2021	31/05/2036	27.00	03/03/2023	13	55.32	K20,000,000.00	K11,444,252.06
ZM1000005463	14	19/09/2022	19/09/2037	26.70	27/02/2023	14	59.92	K70,000.00	K41,943.98
ZM1000004672	13	25/01/2021	25/01/2031	26.00	03/03/2023	7	58.52	K85,600.00	K50,072.58
ZM1000005406	14	22/08/2022	22/08/2037	25.15	23/02/2023	14	57.31	K1,744,000.00	K999,555.95
ZM1000005612	14	23/01/2023	23/01/2038	25.05	03/03/2023	14	58.85	K1,184,000.00	K696,796.76
ZM1000005463	14	19/09/2022	19/09/2037	24.69	30/09/2022	15	58.61	K2,388,000.00	K1,399,641.13
ZM1000005570	13	27/12/2022	27/12/2032	24.69	03/03/2023	9	59.93	K4,504,000.00	K2,698,946.20
ZM1000004979	13	20/09/2021	20/09/2031	24.67	29/09/2022	9	59.04	K338,000.00	K199,559.20
ZM1000005570	13	27/12/2022	27/12/2032	24.67	27/02/2023	9	59.73	K669,000.00	K399,582.07
ZM1000005091	13	27/12/2021	27/12/2031	23.50	03/03/2023	8	64.05	K5,644,102.00	K3,613,915.72
ZM1000005075	11	27/12/2021	27/12/2026	23.46	30/09/2022	4	70.61	K1,416,000.00	K999,771.07
ZM1000004680	14	25/01/2021	25/01/2036	22.98	23/02/2023	12	73.24	K204,000.00	K149,408.48
ZM1000004649	10	25/01/2021	25/01/2024	17.54	23/02/2023	0	94.88	K527,000.00	K499,991.39
ZM1000005067	10	27/12/2021	27/12/2024	16.89	03/03/2023	1	91.57	K1,550,000.00	K1,419,342.07
ZM1000004094	11	17/06/2019	17/06/2024	15.64	03/03/2023	1	97.20	K2,815,000.00	K2,727,620.30