



GRZ Bonds Secondary Market Trade Summary Report

Consideration and Nominal Value

● Nominal Value ● Market Value

Average Price by Tenor (ZMW)

Average Yield by Tenor

Date

< Wednesday, 1 March 2023 >

K428.69M

Total Nominal Value

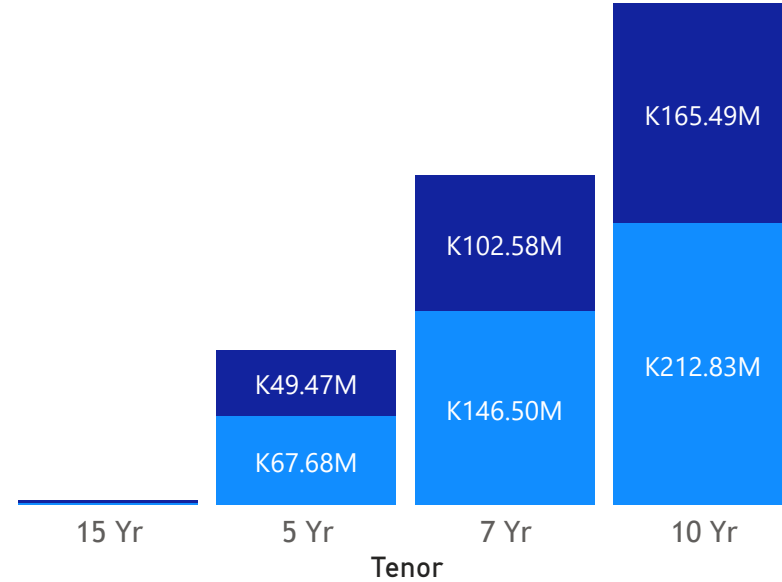
K319.13M

Total Market Value

29

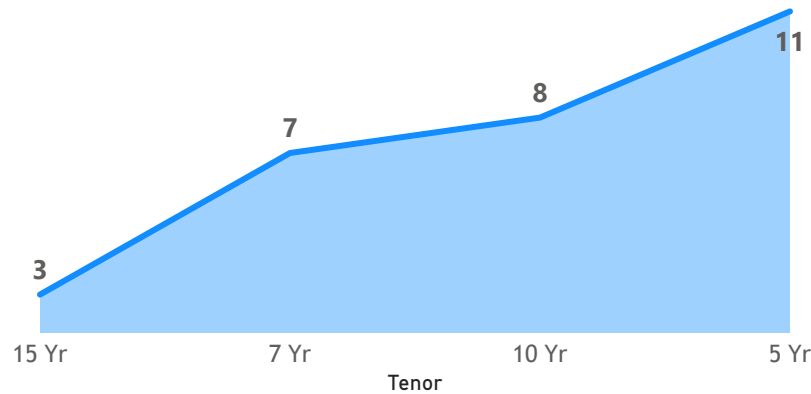
Number of Trades

Nominal Value and Market Value



No. of Trades by Tenor

Number of trades



15 Yr
87.07

10 Yr
74.68

5 Yr
72.97

7 Yr
72.01

7 Yr
30.36

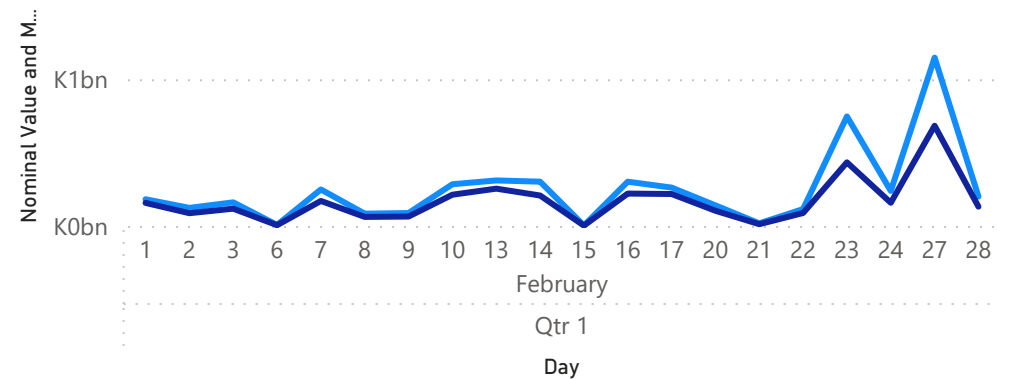
10 Yr
22.20

5 Yr
17.92

15 Yr
16.38

February 2023 Activity

● Nominal Value ● Market Value



Disclaimer: This content is prepared from information received by the Commission through third-party reports. The content is indicative and intended for informational purposes only and shall not in any way be deemed to be investment advice, guidance or recommendation of the SEC. Users are responsible for making investment decisions and are advised to obtain independent professional advice before acting on or using this information.

GRZ Bonds Secondary Market Trade Summary Report

ISIN CODE	COUPON	ISSUE DATE	MATURITY DATE	AVERAGE YIELD	TRADE DATE/ VALUATION DATE	YEARS TO MATURITY	AVERAGE PRICE (ZMW)	NOMINAL VALUE	MARKET VALUE
ZM1000004730	12	22/03/2021	22/03/2028	36.18	01/03/2023	5	69.88	K136,762,892.00	K94,431,244.08
ZM1000003112	13	05/12/2016	05/12/2026	25.41	23/02/2023	3	81.29	K123,000.00	K99,983.76
ZM1000005406	14	22/08/2022	22/08/2037	25.15	23/02/2023	14	57.28	K261,000.00	K149,492.45
ZM1000005034	12	29/11/2021	29/11/2028	24.00	03/01/2023	5	66.60	K3,005,202.00	K2,000,002.02
ZM1000005091	13	27/12/2021	27/12/2031	23.00	03/01/2023	9	65.17	K1,565,566.00	K999,994.08
ZM1000003112	13	05/12/2016	05/12/2026	23.00	01/03/2023	3	75.64	K100,000,000.00	K78,876,995.89
ZM1000003112	13	05/12/2016	05/12/2026	20.33	03/01/2023	3	84.60	K101,143,710.00	K79,876,995.83
ZM1000003864	12	23/04/2018	23/04/2025	19.77	01/03/2023	2	91.36	K6,730,000.00	K6,148,567.00
ZM1000004334	11	27/04/2020	27/04/2025	19.77	01/03/2023	2	89.14	K30,000,000.00	K26,741,402.47
ZM1000004334	11	27/04/2020	27/04/2025	17.00	03/01/2023	2	93.34	K642,930.00	K600,000.26
ZM1000000340	14	18/08/2008	15/08/2023	12.00	03/01/2023	0	101.97	K1,416,694.00	K1,443,753.34