

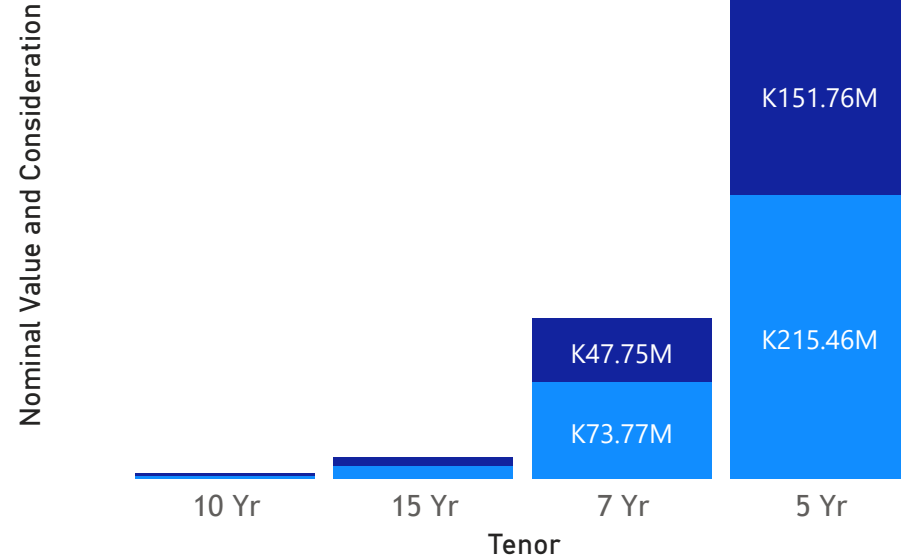


**SECURITIES AND EXCHANGE COMMISSION**  
Protecting Investors in the Capital Markets

# GRZ Bonds Secondary Market Trade Summary Report

## Consideration and Nominal Value

● Nominal Value ● Consideration



## Average Price by Tenor (ZMW)

15 Yr	68.67
5 Yr	68.07
7 Yr	60.47
10 Yr	58.55

## Average Yield by Tenor

7 Yr	25.84
10 Yr	25.67
15 Yr	22.88
5 Yr	22.29

Date

Tuesday, 14 February 2023

**K302.23M**

Total Nominal Value

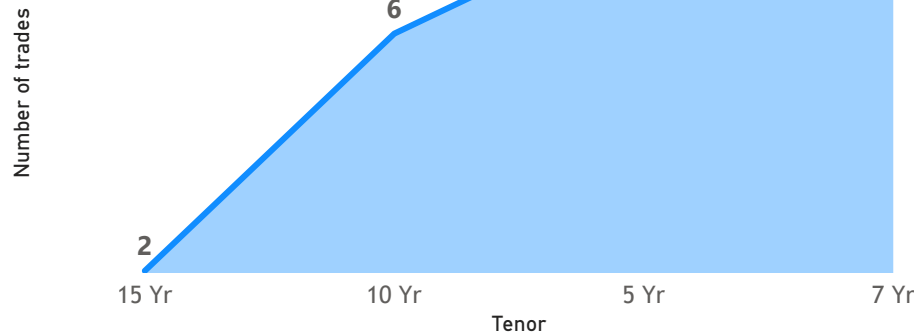
**K207.95M**

Total Consideration

**24**

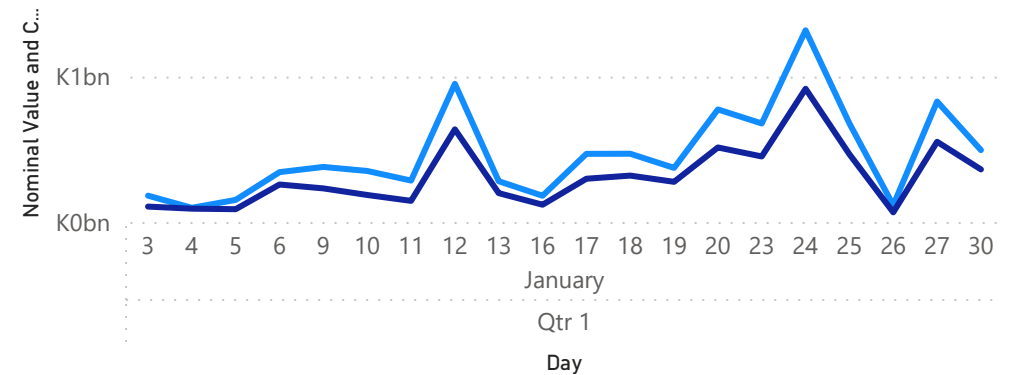
Number of Trades

## No. of Trades by Tenor



## January 2023 Activity

● Nominal Value ● Consideration



Disclaimer: This content is prepared from information received by the Commission through third-party reports. The content is indicative and intended for informational purposes only and shall not in any way be deemed to be investment advice, guidance or recommendation of the SEC. Users are responsible for making investment decisions and are advised to obtain independent professional advice before acting on or using this information.



ISIN CODE	COUPON	ISSUE DATE	MATURITY DATE	TRADE DATE/ VALUATION DATE	YEARS TO MATURITY	AVERAGE PRICE (ZMW)	NOMINAL VALUE	CONSIDERATION	AVERAGE YIELD
ZM1000004730	12%	22/03/2021	22/03/2028	14/02/2023	5	63.56	K70,000,000	K45,562,823	26.67
ZM1000005091	13%	27/12/2021	27/12/2031	14/02/2023	9	58.55	K2,865,572	K1,719,995	25.67
ZM1000005570	13%	27/12/2022	27/12/2032	08/02/2023	10	57.02	K3,331,000	K1,899,222	25.58
ZM1000002262	14%	01/09/2014	28/08/2029	13/02/2023	7	71.09	K135,000	K95,975	25.34
ZM1000005034	12%	29/11/2021	29/11/2028	08/02/2023	6	64.97	K437,000	K283,928	24.40
ZM1000003351	13%	18/12/2017	18/12/2027	08/02/2023	5	70.96	K58,888	K41,790	24.20
ZM1000004656	11%	25/01/2021	25/01/2026	15/02/2023	3	59.24	K56,000,000	K33,775,646	21.66
ZM1000000779	14%	22/02/2010	18/02/2025	15/02/2023	2	66.24	K10,000,000	K6,624,112	20.42