

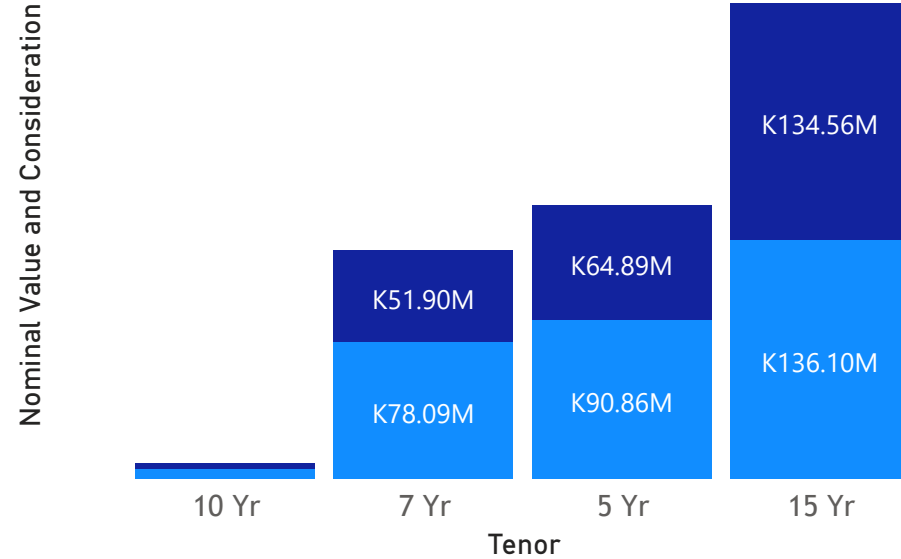


SECURITIES AND EXCHANGE COMMISSION
Protecting Investors in the Capital Markets

GRZ Bonds Secondary Market Trade Summary Report

Consideration and Nominal Value

● Nominal Value ● Consideration



Average Price by Tenor (ZMW)

- 15 Yr: 78.68
- 5 Yr: 78.24
- 7 Yr: 70.93
- 10 Yr: 63.96

Average Yield by Tenor

- 10 Yr: 24.62
- 7 Yr: 23.72
- 15 Yr: 22.87
- 5 Yr: 18.55

Date

Monday, 13 February 2023

K310.66M

Total Nominal Value

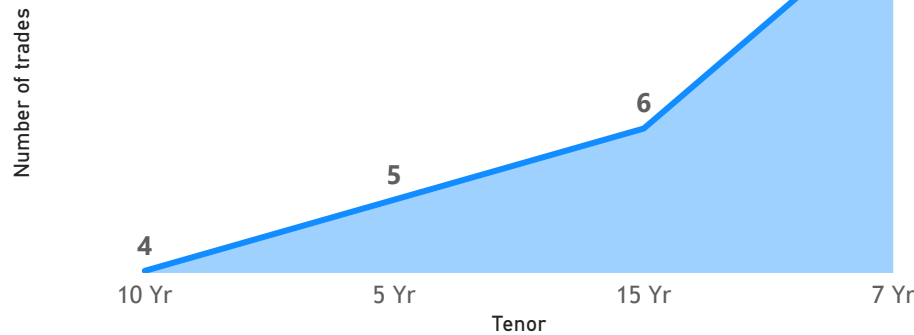
K254.65M

Total Consideration

24

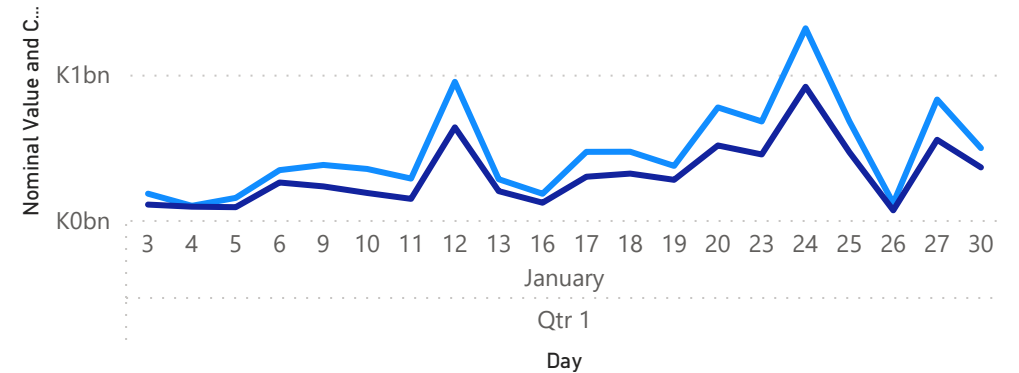
Number of Trades

No. of Trades by Tenor



January 2023 Activity

● Nominal Value ● Consideration



Disclaimer: This content is prepared from information received by the Commission through third-party reports. The content is indicative and intended for informational purposes only and shall not in any way be deemed to be investment advice, guidance or recommendation of the SEC. Users are responsible for making investment decisions and are advised to obtain independent professional advice before acting on or using this information.

GRZ Bonds Secondary Market Trade Summary Report



ISIN CODE	COUPON	ISSUE DATE	MATURITY DATE	TRADE DATE/ VALUATION DATE	YEARS TO MATURITY	AVERAGE PRICE (ZMW)	NOMINAL VALUE	CONSIDERATION	AVERAGE YIELD
ZM1000003245	12%	05/07/2017	05/07/2024	13/02/2023	1	93.09	K520,000	K499,931	25.58
ZM1000004805	14%	31/05/2021	31/05/2036	13/02/2023	13	59.90	K133,000	K79,662	25.58
ZM1000005406	14%	22/08/2022	22/08/2037	13/02/2023	15	51.96	K315,000	K199,612	25.58
ZM1000002999	13%	29/08/2016	29/08/2026	13/02/2023	4	84.44	K352,000	K299,944	25.38
ZM1000005570	13%	27/12/2022	27/12/2032	13/02/2023	10	57.13	K5,250,000	K2,999,299	25.30
ZM1000000779	14%	22/02/2010	18/02/2025	13/02/2023	2	99.09	K134,700,000	K133,676,618	24.44
ZM1000004656	11%	25/01/2021	25/01/2026	10/02/2023	3	73.82	K75,000,000	K55,367,469	23.75
ZM1000004656	11%	25/01/2021	25/01/2026	13/02/2023	3	58.18	K15,000,000	K8,726,392	21.76
ZM1000004334	11%	27/04/2020	27/04/2025	13/02/2023	2	92.68	K863,393	K800,001	21.50
ZM1000004730	12%	22/03/2021	22/03/2028	13/02/2023	5	69.84	K56,049,544	K37,308,508	19.43
ZM1000004680	14%	25/01/2021	25/01/2036	19/01/2023	13	62.93	K953,000	K599,682	16.35